



HSCC HISTORIC FORMULA 3

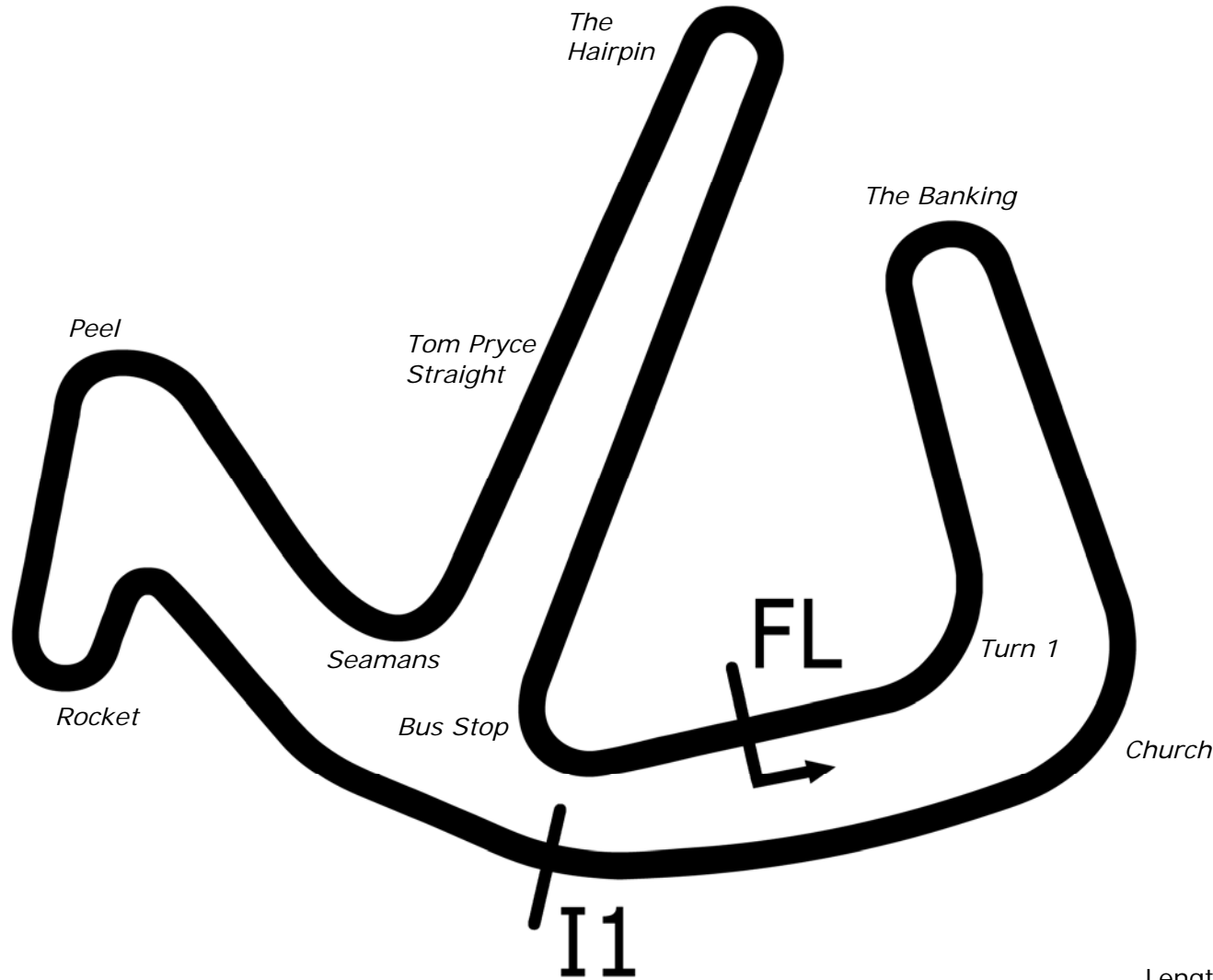
Anglesey International Circuit

13th / 14th July 2019



Results Provided by Timing Solutions Ltd
www.tsl-timing.com

Anglesey GP



Length	2.1000 miles	3379.6 m	
FL		53.18840 N	4.49640 W
I1	1268m	53.18760 N	4.49731 W
Pit Entry	3332m	53.18843 N	4.49731 W
Pit Exit	97m after FL	53.18869 N	4.49515 W
Pit Entry–Pit Exit 144m, 8.6s @60kph, 6.5s @80kph			

Sheet No:

Issue Time:



HSCC Historic Formula 3

QUALIFYING - RACE 9 - CLASSIFICATION

POS	NO	CL	PIC NAME	ENTRY	TIME	ON	LAPS	GAP	DIFF	MPH
1	1	B	1 Jon MILICEVIC	Brabham BT21B	1:37.477	8	8			77.55
2	22	B	2 Simon ARMER	March 703	1:37.830	8	8	0.353	0.353	77.27
3	88	B	3 Michael SCOTT	Brabham BT28	1:38.720	7	9	1.243	0.890	76.58
4	6	B	4 Leif BOSSON	Brabham BT28	1:41.538	8	8	4.061	2.818	74.45
5	26	B	5 Steve SEAMAN	Brabham BT21	1:41.776	7	9	4.299	0.238	74.28
6	2	B	6 Barry SEWELL	Lotus 41	1:41.878	9	9	4.401	0.102	74.20
7	9	B	7 Andrew TART	Merlyn Mk9	1:42.472	8	8	4.995	0.594	73.77
8	57	B	8 Simon HAUGHTON	Chevron B15	1:43.275	9	9	5.798	0.803	73.20
9	16	B	9 Mark LINSTONE	Brabham BT21	1:43.306	6	9	5.829	0.031	73.18
10	96	B	10 Keith MESSER	Vesey Ford	1:43.310	7	9	5.833	0.004	73.17
11	34	B	11 Gil DUFFY	Brabham BT21B	1:48.950	9	9	11.473	5.640	69.38
12	60	I	1 Roger FOWLER	Lola T60	2:02.216	4	7	24.739	13.266	61.85

Weather / Track : Cloudy / Dry

These results are provisional until the conclusion of any judicial and technical matters.

Anglesey International GP

Circuit Length = 2.1000 miles

Start: 16:35 Flag 16:50 End: 16:52

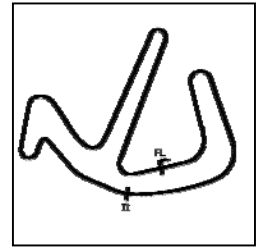
Clerk Of Course : Julian Floyd

Steward :

Timekeeper : Nick Palmer

HSCC Historic Formula 3

QUALIFYING - RACE 9 - SECTOR ANALYSIS



SECTOR 1 = FL to I1, SECTOR 2 = I1 to FL, DIFF = Difference To Personal Best Lap, P = Crossed Finish Line in Pit Lane, D = Time Disallowed

P1		1 B		Jon MILICEVIC		Brabham BT21B		
IDEAL LAP TIME : 1:37.477		BEST LAP TIME : 1:37.477		DIFFERENCE : 0.000				
LAP	SECTOR 1		SECTOR 2		LAP TIME	MPH	DIFF	TIME OF DAY
1 -	34.828	112.7	1:07.216	75.4	1:42.044	74.08	4.567	16:39:02.543
2 -	34.023	114.3	1:06.158	74.8	1:40.181	75.46	2.704	16:40:42.724
3 -	33.712	115.1	1:05.533	75.9	1:39.245	76.17	1.768	16:42:21.969
4 -	33.828	114.5	1:04.798	76.3	1:38.626	76.65	1.149	16:44:00.595
5 -	33.514	114.3	1:05.121	71.3	1:38.635	76.64	1.158	16:45:39.230
6 -	33.522	114.5	1:05.066	76.1	1:38.588 (3)	76.68	1.111	16:47:17.818
7 -	33.350	114.1	1:04.781	75.9	1:38.131 (2)	77.03	0.654	16:48:55.949
8 -	33.249	114.9	1:04.228	77.1	1:37.477 (1)	77.55		16:50:33.426

P2		22 B		Simon ARMER		March 703		
IDEAL LAP TIME : 1:37.830		BEST LAP TIME : 1:37.830		DIFFERENCE : 0.000				
LAP	SECTOR 1		SECTOR 2		LAP TIME	MPH	DIFF	TIME OF DAY
1 -	34.192	108.7	1:06.173	76.4	1:40.365	75.32	2.535	16:39:04.501
2 -	33.817	108.2	1:06.171	76.6	1:39.988	75.60	2.158	16:40:44.489
3 -	34.198	106.1	1:06.182	76.6	1:40.380	75.31	2.550	16:42:24.869
4 -	33.940	108.2	1:05.257	77.4	1:39.197	76.21	1.367	16:44:04.066
5 -	33.759	109.1	1:04.765	77.5	1:38.524	76.73	0.694	16:45:42.590
6 -	33.336	109.8	1:04.711	77.4	1:38.047 (2)	77.10	0.217	16:47:20.637
7 -	33.509	110.0	1:05.008	77.4	1:38.517 (3)	76.73	0.687	16:48:59.154
8 -	33.323	109.8	1:04.507	77.3	1:37.830 (1)	77.27		16:50:36.984

P3		88 B		Michael SCOTT		Brabham BT28		
IDEAL LAP TIME : 1:38.349		BEST LAP TIME : 1:38.720		DIFFERENCE : 0.371				
LAP	SECTOR 1		SECTOR 2		LAP TIME	MPH	DIFF	TIME OF DAY
1 -	OUTLAP	95.8	1:10.493	73.1	2:03.746	61.09	25.026	16:37:48.531
2 -	34.426	108.7	1:09.194	76.0	1:43.620	72.95	4.900	16:39:32.151
3 -	34.130	112.4	1:06.070	74.7	1:40.200	75.44	1.480	16:41:12.351
4 -	33.998	110.0	1:06.082	73.7	1:40.080	75.53	1.360	16:42:52.431
5 -	34.339	110.7	1:05.922	76.5	1:40.261	75.40	1.541	16:44:32.692
6 -	34.080	108.5	1:05.532	74.7	1:39.612 (3)	75.89	0.892	16:46:12.304
7 -	33.755	112.4	1:04.965	77.1	1:38.720 (1)	76.58		16:47:51.024
8 -	33.384	111.4	1:06.847	75.9	1:40.231	75.42	1.511	16:49:31.255
9 -	33.581	112.4	1:05.694	77.0	1:39.275 (2)	76.15	0.555	16:51:10.530

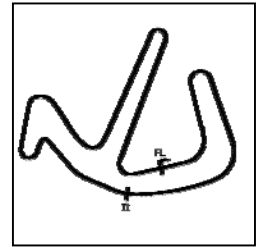
P4		6 B		Leif BOSSON		Brabham BT28		
IDEAL LAP TIME : 1:41.538		BEST LAP TIME : 1:41.538		DIFFERENCE : 0.000				
LAP	SECTOR 1		SECTOR 2		LAP TIME	MPH	DIFF	TIME OF DAY
1 -	36.527	108.2	1:07.505	74.5	1:44.032	72.66	2.494	16:39:15.971
2 -	35.294	108.5	1:07.603	74.0	1:42.897	73.47	1.359	16:40:58.868
3 -	35.013	108.5	1:07.399	75.6	1:42.412 (3)	73.81	0.874	16:42:41.280
4 -	34.850	109.1	1:08.637	74.1	1:43.487	73.05	1.949	16:44:24.767
5 -	35.136	110.9	1:07.542	73.5	1:42.678	73.62	1.140	16:46:07.445
6 -	34.948	110.7	1:07.033	75.3	1:41.981 (2)	74.13	0.443	16:47:49.426
7 -	34.829	106.8	1:07.668	75.5	1:42.497	73.75	0.959	16:49:31.923
8 -	34.715	109.8	1:06.823	74.7	1:41.538 (1)	74.45		16:51:13.461

Weather / Track : Cloudy / Dry

Anglesey International GP
Circuit Length = 2.1000 miles
Start: 16:35 Flag 16:50 End: 16:52

HSCC Historic Formula 3

QUALIFYING - RACE 9 - SECTOR ANALYSIS



SECTOR 1 = FL to I1, SECTOR 2 = I1 to FL, DIFF = Difference To Personal Best Lap, P = Crossed Finish Line in Pit Lane, D = Time Disallowed

P5		26 B		Steve SEAMAN		Brabham BT21		
IDEAL LAP TIME : 1:41.776		BEST LAP TIME : 1:41.776		DIFFERENCE : 0.000				
LAP	SECTOR 1		SECTOR 2		LAP TIME	MPH	DIFF	TIME OF DAY
1 -	OUTLAP	89.9	1:14.423	73.1	2:06.379	59.82	24.603	16:37:46.200
2 -	35.603	108.5	1:13.816	63.1	1:49.419	69.09	7.643	16:39:35.619
3 -	38.513	108.7	1:08.420	75.8	1:46.933	70.69	5.157	16:41:22.552
4 -	34.645	109.1	1:07.890	75.6	1:42.535	73.73	0.759	16:43:05.087
5 -	34.760	109.1	1:07.638	75.6	1:42.398 (3)	73.82	0.622	16:44:47.485
6 -	35.293	107.5	1:09.362	75.1	1:44.655	72.23	2.879	16:46:32.140
7 -	34.448	109.4	1:07.328	75.0	1:41.776 (1)	74.28		16:48:13.916
8 -	34.538	108.7	1:07.675	76.0	1:42.213 (2)	73.96	0.437	16:49:56.129
9 -	35.033	107.3	1:07.502	74.4	1:42.535	73.73	0.759	16:51:38.664

P6		2 B		Barry SEWELL		Lotus 41		
IDEAL LAP TIME : 1:41.643		BEST LAP TIME : 1:41.878		DIFFERENCE : 0.235				
LAP	SECTOR 1		SECTOR 2		LAP TIME	MPH	DIFF	TIME OF DAY
1 -	OUTLAP	101.6	1:11.314	71.0	2:02.173	61.87	20.295	16:37:36.337
2 -	36.184	106.0	1:08.739	74.2	1:44.923	72.05	3.045	16:39:21.260
3 -	35.631	107.5	1:08.532	71.6	1:44.163	72.57	2.285	16:41:05.423
4 -	36.201	108.5	1:08.532	73.9	1:44.733	72.18	2.855	16:42:50.156
5 -	35.382	108.2	1:08.321	74.4	1:43.703	72.90	1.825	16:44:33.859
6 -	35.490	107.7	1:07.923	74.3	1:43.413	73.10	1.535	16:46:17.272
7 -	34.861	108.4	1:07.208	74.6	1:42.069 (2)	74.06	0.191	16:47:59.341
8 -	35.142	107.2	1:06.994	75.2	1:42.136 (3)	74.01	0.258	16:49:41.477
9 -	35.096	108.4	1:06.782	75.4	1:41.878 (1)	74.20		16:51:23.355

P7		9 B		Andrew TART		Merlyn Mk9		
IDEAL LAP TIME : 1:42.472		BEST LAP TIME : 1:42.472		DIFFERENCE : 0.000				
LAP	SECTOR 1		SECTOR 2		LAP TIME	MPH	DIFF	TIME OF DAY
1 -	37.908	108.7	1:10.375	74.4	1:48.283	69.81	5.811	16:39:19.508
2 -	35.920	111.1	1:09.717	73.5	1:45.637	71.56	3.165	16:41:05.145
3 -	36.174	108.7	1:09.910	75.6	1:46.084	71.26	3.612	16:42:51.229
4 -	36.088	111.8	1:08.092	75.6	1:44.180	72.56	1.708	16:44:35.409
5 -	36.319	110.3	1:08.590	74.7	1:44.909	72.06	2.437	16:46:20.318
6 -	35.412	111.2	1:07.552	76.0	1:42.964 (2)	73.42	0.492	16:48:03.282
7 -	35.397	110.1	1:07.975	75.1	1:43.372 (3)	73.13	0.900	16:49:46.654
8 -	35.189	111.1	1:07.283	74.4	1:42.472 (1)	73.77		16:51:29.126

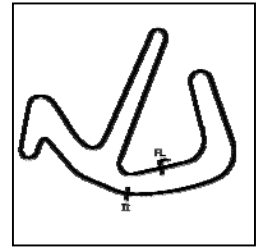
P8		57 B		Simon HAUGHTON		Chevron B15		
IDEAL LAP TIME : 1:43.275		BEST LAP TIME : 1:43.275		DIFFERENCE : 0.000				
LAP	SECTOR 1		SECTOR 2		LAP TIME	MPH	DIFF	TIME OF DAY
1 -	OUTLAP	86.7	1:17.294	68.1	2:14.596	56.16	31.321	16:38:03.884
2 -	38.889	103.0	1:11.997	71.4	1:50.886	68.17	7.611	16:39:54.770
3 -	36.191	106.3	1:09.912	72.3	1:46.103	71.25	2.828	16:41:40.873
4 -	36.150	105.1	1:09.666	73.0	1:45.816	71.44	2.541	16:43:26.689
5 -	35.829	105.3	1:10.220	73.1	1:46.049	71.28	2.774	16:45:12.738
6 -	35.704	105.8	1:09.046	73.0	1:44.750 (3)	72.17	1.475	16:46:57.488
7 -	36.122	106.5	1:09.674	73.6	1:45.796	71.45	2.521	16:48:43.284
8 -	36.018	105.5	1:08.607	74.4	1:44.625 (2)	72.25	1.350	16:50:27.909
9 -	35.393	105.1	1:07.882	73.5	1:43.275 (1)	73.20		16:52:11.184

Weather / Track : Cloudy / Dry

Anglesey International GP
Circuit Length = 2.1000 miles
Start: 16:35 Flag 16:50 End: 16:52

HSCC Historic Formula 3

QUALIFYING - RACE 9 - SECTOR ANALYSIS



SECTOR 1 = FL to I1, SECTOR 2 = I1 to FL, DIFF = Difference To Personal Best Lap, P = Crossed Finish Line in Pit Lane, D = Time Disallowed

P9		16 B		Mark LINSTONE		Brabham BT21			
IDEAL LAP TIME : 1:43.110		BEST LAP TIME : 1:43.306		DIFFERENCE : 0.196					
LAP	SECTOR 1	SECTOR 2		LAP TIME	MPH	DIFF	TIME OF DAY		
1 -	OUTLAP	93.3	1:12.446	61.7	2:04.719	60.61	21.413	16:37:43.029	
2 -	36.742	105.0	1:09.630	74.2	1:46.372	71.07	3.066	16:39:29.401	
3 -	35.442	105.0	1:08.444	72.7	1:43.886	72.77	0.580	16:41:13.287	
4 -	35.590	104.3	1:07.736	74.0	1:43.326 (2)	73.16	0.020	16:42:56.613	
5 -	35.626	104.5	1:09.197	73.7	1:44.823	72.12	1.517	16:44:41.436	
6 -	35.374	106.0	1:07.932	74.0	1:43.306 (1)	73.18		16:46:24.742	
7 -	35.410	106.5	1:07.935	74.4	1:43.345 (3)	73.15	0.039	16:48:08.087	
8 -	35.719	107.5	1:08.394	74.1	1:44.113	72.61	0.807	16:49:52.200	
9 -	35.575	106.3	1:07.876	73.7	1:43.451	73.07	0.145	16:51:35.651	

P10		96 B		Keith MESSER		Vesey Ford			
IDEAL LAP TIME : 1:43.093		BEST LAP TIME : 1:43.310		DIFFERENCE : 0.217					
LAP	SECTOR 1	SECTOR 2		LAP TIME	MPH	DIFF	TIME OF DAY		
1 -	OUTLAP	89.9	1:12.998	69.3	2:07.136	59.46	23.826	16:37:44.020	
2 -	36.695	103.7	1:10.592	71.1	1:47.287	70.46	3.977	16:39:31.307	
3 -	35.397	106.8	1:08.441	69.0	1:43.838	72.80	0.528	16:41:15.145	
4 -	35.406	103.2	1:08.674	68.6	1:44.080	72.63	0.770	16:42:59.225	
5 -	35.323	108.0	1:08.529	71.0	1:43.852	72.79	0.542	16:44:43.077	
6 -	35.514	105.3	1:08.995	69.4	1:44.509	72.33	1.199	16:46:27.586	
7 -	35.439	107.5	1:07.871	71.0	1:43.310 (1)	73.17		16:48:10.896	
8 -	35.240	108.2	1:08.329	69.6	1:43.569 (3)	72.99	0.259	16:49:54.465	
9 -	35.222	109.4	1:08.206	68.9	1:43.428 (2)	73.09	0.118	16:51:37.893	

P11		34 B		Gil DUFFY		Brabham BT21B			
IDEAL LAP TIME : 1:47.549		BEST LAP TIME : 1:48.950		DIFFERENCE : 1.401					
LAP	SECTOR 1	SECTOR 2		LAP TIME	MPH	DIFF	TIME OF DAY		
1 -	OUTLAP	96.9	1:14.181	65.1	2:08.511	58.82	19.561	16:37:41.041	
2 -	38.629	96.8	1:13.936	67.8	1:52.565	67.16	3.615	16:39:33.606	
3 -	37.930	99.1	1:12.879	68.9	1:50.809	68.22	1.859	16:41:24.415	
4 -	37.135	99.1	1:11.977	68.5	1:49.112 (3)	69.28	0.162	16:43:13.527	
5 -	37.197	99.8	1:11.869	68.6	1:49.066 (2)	69.31	0.116	16:45:02.593	
6 -	37.462	100.0	1:11.883	68.8	1:49.345	69.13	0.395	16:46:51.938	
7 -	37.387	100.1	1:12.201	68.6	1:49.588	68.98	0.638	16:48:41.526	
8 -	38.726	101.6	1:10.414	71.0	1:49.140	69.26	0.190	16:50:30.666	
9 -	37.275	100.3	1:11.675	65.7	1:48.950 (1)	69.38		16:52:19.616	

P12		60 I		Roger FOWLER		Lola T60			
IDEAL LAP TIME : 1:59.047		BEST LAP TIME : 2:02.216		DIFFERENCE : 3.169					
LAP	SECTOR 1	SECTOR 2		LAP TIME	MPH	DIFF	TIME OF DAY		
1 -	OUTLAP	84.8	1:30.702	55.8	2:31.393	49.93	29.177	16:38:15.181	
2 -	43.958	92.3	1:25.250	58.2	2:09.208	58.51	6.992	16:40:24.389	
3 -	42.966	96.8	1:21.150	60.6	2:04.116 (2)	60.91	1.900	16:42:28.505	
4 -	41.128	97.6	1:21.088	64.4	2:02.216 (1)	61.85		16:44:30.721	
5 -	56.457	93.9	1:19.379	62.3	2:15.836	55.65	13.620	16:46:46.557	
6 -	39.668	96.4	1:33.108	61.0	2:12.776	56.93	10.560	16:48:59.333	
7 -	40.302	96.4	1:26.815	62.6	2:07.117 (3)	59.47	4.901	16:51:06.450	

Weather / Track : Cloudy / Dry

Anglesey International GP
Circuit Length = 2.1000 miles
Start: 16:35 Flag 16:50 End: 16:52

HSCC Historic Formula 3

QUALIFYING - RACE 9 - BEST SECTORS

SECTOR 1			SECTOR 2			IDEAL / BEST COMPARISON						
POS	NO	NAME	TIME	NO	NAME	TIME	POS	NO	NAME	IDEAL	BEST	DIFF
									PERFECT LAP	1:37.477		
1	1	MILICEVIC	33.249	1	MILICEVIC	1:04.228	1	1	MILICEVIC	1:37.477	1:37.477	0.000
2	22	ARMER	33.323	22	ARMER	1:04.507	2	22	ARMER	1:37.830	1:37.830	0.000
3	88	SCOTT	33.384	88	SCOTT	1:04.965	3	88	SCOTT	1:38.349	1:38.720	0.371
4	26	SEAMAN	34.448	2	SEWELL	1:06.782	4	6	BOSSON	1:41.538	1:41.538	0.000
5	6	BOSSON	34.715	6	BOSSON	1:06.823	5	2	SEWELL	1:41.643	1:41.878	0.235
6	2	SEWELL	34.861	9	TART	1:07.283	6	26	SEAMAN	1:41.776	1:41.776	0.000
7	9	TART	35.189	26	SEAMAN	1:07.328	7	9	TART	1:42.472	1:42.472	0.000
8	96	MESSER	35.222	16	LINSTONE	1:07.736	8	96	MESSER	1:43.093	1:43.310	0.217
9	16	LINSTONE	35.374	96	MESSER	1:07.871	9	16	LINSTONE	1:43.110	1:43.306	0.196
10	57	HAUGHTON	35.393	57	HAUGHTON	1:07.882	10	57	HAUGHTON	1:43.275	1:43.275	0.000
11	34	DUFFY	37.135	34	DUFFY	1:10.414	11	34	DUFFY	1:47.549	1:48.950	1.401
12	60	FOWLER	39.668	60	FOWLER	1:19.379	12	60	FOWLER	1:59.047	2:02.216	3.169

Weather / Track : Cloudy / Dry

Results can be found at www.tsl-timing.com

Anglesey International GP
Circuit Length = 2.1000 miles
Start: 16:35 Flag 16:50 End: 16:52

Printed - 16:55 Saturday, 13 July 2019

HSCC Historic Formula 3

QUALIFYING - RACE 9 - BEST SPEEDS

POS	INTERMEDIATE 1			INTERMEDIATE 2			FINISH LINE		
	NO	NAME	MPH	NO	NAME	MPH	NO	NAME	MPH
1	1	MILICEVIC	115.1				22	ARMER	77.5
2	88	SCOTT	112.4				1	MILICEVIC	77.1
3	9	TART	111.8				88	SCOTT	77.1
4	6	BOSSON	110.9				26	SEAMAN	76.0
5	22	ARMER	110.0				9	TART	76.0
6	26	SEAMAN	109.4				6	BOSSON	75.6
7	96	MESSER	109.4				2	SEWELL	75.4
8	2	SEWELL	108.5				57	HAUGHTON	74.4
9	16	LINSTONE	107.5				16	LINSTONE	74.4
10	57	HAUGHTON	106.5				96	MESSER	71.1
11	34	DUFFY	101.6				34	DUFFY	71.0
12	60	FOWLER	97.6				60	FOWLER	64.4

Weather / Track : Cloudy / Dry

Results can be found at www.tsl-timing.com

Anglesey International GP
Circuit Length = 2.1000 miles
Start: 16:35 Flag 16:50 End: 16:52

Printed - 16:56 Saturday, 13 July 2019

HSCC Historic Formula 3

QUALIFYING - RACE 9 - STATISTICS

Competitors Started 12
Planned Start 2019-07-13 @ 16:50:00.000
Actual Start 2019-07-13 @ 16:35:32.022
Finish Time 2019-07-13 @ 16:50:33.425
Track Length 2.1000mi.
Total Laps 102
Total Distance Covered 214.2000mi.

Session Fastest Lap History

NO	CL	NAME	LAP TIME	TIME OF DAY	LAP	VEHICLE
1	B	Jon MILICEVIC	1:42.044	16:39:02.562	1	Brabham BT21B
22	B	Simon ARMER	1:40.365	16:39:04.524	1	March 703
1	B	Jon MILICEVIC	1:40.181	16:40:42.744	2	Brabham BT21B
22	B	Simon ARMER	1:39.988	16:40:44.512	2	March 703
1	B	Jon MILICEVIC	1:39.245	16:42:21.989	3	Brabham BT21B
1	B	Jon MILICEVIC	1:38.626	16:44:00.615	4	Brabham BT21B
22	B	Simon ARMER	1:38.524	16:45:42.612	5	March 703
22	B	Simon ARMER	1:38.047	16:47:20.660	6	March 703
1	B	Jon MILICEVIC	1:37.477	16:50:33.445	8	Brabham BT21B

Flag History

TYPE	TIME OF DAY
GREEN	16:35:32.022
FINISH	16:50:33.425

Flag Statistics

TYPE	COUNT	TOTAL LAPS	TOTAL TIME
Green	1	9	16:54.968
Red	0	0	0.000
Safety Car	0	0	0.000
FCY	0	0	0.000

Weather / Track : Cloudy / Dry

These results are provisional until the conclusion of any judicial and technical matters.

Anglesey International GP
Circuit Length = 2.1000 miles
Start: 16:35 Flag 16:50 End: 16:52

Clerk Of Course : Julian Floyd	Timekeeper : Nick Palmer
--------------------------------	--------------------------

HSCC Historic Formula 3

QUALIFYING - RACE 9 - STATISTICS

CLASS : B

11 Starters

Fastest Lap History

NO	NAME	LAP TIME	TIME OF DAY	LAP	VEHICLE
1	Jon MILICEVIC	1:42.044	16:39:02.562	1	Brabham BT21B
22	Simon ARMER	1:40.365	16:39:04.524	1	March 703
1	Jon MILICEVIC	1:40.181	16:40:42.744	2	Brabham BT21B
22	Simon ARMER	1:39.988	16:40:44.512	2	March 703
1	Jon MILICEVIC	1:39.245	16:42:21.989	3	Brabham BT21B
1	Jon MILICEVIC	1:38.626	16:44:00.615	4	Brabham BT21B
22	Simon ARMER	1:38.524	16:45:42.612	5	March 703
22	Simon ARMER	1:38.047	16:47:20.660	6	March 703
1	Jon MILICEVIC	1:37.477	16:50:33.445	8	Brabham BT21B

Weather / Track : Cloudy / Dry

These results are provisional until the conclusion of any judicial and technical matters.

Anglesey International GP

Circuit Length = 2.1000 miles

Start: 16:35 Flag 16:50 End: 16:52

Clerk Of Course : Julian Floyd

Timekeeper : Nick Palmer

HSCC Historic Formula 3

QUALIFYING - RACE 9 - STATISTICS

CLASS : I

1 Starters

Fastest Lap History

NO	NAME	LAP TIME	TIME OF DAY	LAP	VEHICLE
60	Roger FOWLER	2:09.208	16:40:24.489	2	Lola T60
60	Roger FOWLER	2:04.116	16:42:28.601	3	Lola T60
60	Roger FOWLER	2:02.216	16:44:30.815	4	Lola T60

Weather / Track : Cloudy / Dry

These results are provisional until the conclusion of any judicial and technical matters.

Anglesey International GP

Circuit Length = 2.1000 miles

Start: 16:35 Flag 16:50 End: 16:52

Clerk Of Course : Julian Floyd

Timekeeper : Nick Palmer

Sheet No:

Issue Time:



HSCC Historic Formula 3

RACE 9 - GRID (20 minutes)

ROW 6	12	2:02.216	60 Roger FOWLER	11	1:48.950	34 Gil DUFFY		
ROW 5			10	1:43.310	96 Keith MESSER	9	1:43.306	16 Mark LINSTONE
ROW 4	8	1:43.275	57 Simon HAUGHTON	7	1:42.472	9 Andrew TART		
ROW 3			6	1:41.878	2 Barry SEWELL	5	1:41.776	26 Steve SEAMAN
ROW 2	4	1:41.538	6 Leif BOSSON	3	1:38.720	88 Michael SCOTT		
ROW 1			2	1:37.830	22 Simon ARMER	1	1:37.477	1 Jon MILICEVIC
Pole								

Anglesey International GP
Circuit Length = 2.1000 miles

These results are provisional until the conclusion of any judicial and technical matters.

Clerk Of Course : Julian Floyd

Steward :

Timekeeper : Nick Palmer

Sheet No:

Issue Time:



HSCC Historic Formula 3

RACE 9 - CLASSIFICATION

POS	NO	CL	PIC NAME	ENTRY	LAPS	TIME	GAP	DIFF	MPH	BEST	ON
1	22	B	1 Simon ARMER	March 703	13	21:23.863			76.55	1:37.546	9
2	88	B	2 Michael SCOTT	Brabham BT28	13	21:28.207	4.344	4.344	76.29	1:37.783	13
3	6	B	3 Leif BOSSON	Brabham BT28	13	22:22.997	59.134	54.790	73.17	1:41.963	6
4	2	B	4 Barry SEWELL	Lotus 41	13	22:23.245	59.382	0.248	73.16	1:41.486	6
5	9	B	5 Andrew TART	Merlyn Mk9	13	22:25.867	1:02.004	2.622	73.02	1:40.781	13
6	96	B	6 Keith MESSER	Vesey Ford	13	22:33.797	1:09.934	7.930	72.59	1:41.726	13
7	57	B	7 Simon HAUGHTON	Chevron B15	13	22:49.869	1:26.006	16.072	71.74	1:42.736	9
8	16	B	8 Mark LINSTONE	Brabham BT21	13	22:54.407	1:30.544	4.538	71.50	1:43.655	2
9	34	B	9 Gil DUFFY	Brabham BT21B	12	22:14.511	1 Lap	1 Lap	67.97	1:49.442	5
10	60	I	1 Roger FOWLER	Lola T60	11	21:28.388	2 Laps	1 Lap	64.54	1:51.920	8

NOT CLASSIFIED

DNF	26	B	Steve SEAMAN	Brabham BT21	12	21:05.228	1 Lap	0.000	71.70	1:40.836	7
DNF	1	B	Jon MILICEVIC	Brabham BT21B	10	16:27.671	3 Laps	2 Laps	76.54	1:37.833	8

FASTEST LAP

22	B	Simon ARMER	March 703	9	1:37.546	77.50 mph	124.72 kph
60	I	Roger FOWLER	Lola T60	8	1:51.920	67.54 mph	108.70 kph

Weather / Track : Bright / Dry

These results are provisional until the conclusion of any judicial and technical matters.

Anglesey International GP

Circuit Length = 2.1000 miles

Start: 10:02 Flag 10:24 End: 10:25

Clerk Of Course : Julian Floyd

Steward :

Timekeeper : Nick Palmer

HSCC Historic Formula 3

RACE 9 - LAP CHART

LAP 1 @ 10:04:30.655			LAP 2 @ 10:06:09.841			LAP 3 @ 10:07:48.302			LAP 4 @ 10:09:26.339			LAP 5 @ 10:11:04.222		
NO	BEHIND	LAP TIME	NO	BEHIND	LAP TIME	NO	BEHIND	LAP TIME	NO	BEHIND	LAP TIME	NO	BEHIND	LAP TIME
1		1:43.653	1		1:39.186	1		1:38.461	1		1:38.037	1		1:37.883
22	0.845	1:44.498	22	1.838	1:40.179	22	2.778	1:39.401	22	3.031	1:38.290	22	3.327	1:38.179
88	2.000	1:45.653	88	2.357	1:39.543	88	3.305	1:39.409	88	3.832	1:38.564	88	4.176	1:38.227
6	4.972	1:48.625	6	10.969	1:45.183	6	16.354	1:43.846	6	20.644	1:42.327	6	25.522	1:42.761
26	5.596	1:49.249	26	11.384	1:44.974	2	17.481	1:43.867	2	21.078	1:41.634	2	26.250	1:43.055
2	6.239	1:49.892	2	12.075	1:45.022	16	19.203	1:44.964	16	26.347	1:45.181	9	32.882	1:44.131
16	8.231	1:51.884	16	12.700	1:43.655	9	21.933	1:47.110	9	26.634	1:42.738	16	34.428	1:45.964
9	8.833	1:52.486	9	13.284	1:43.637	96	23.282	1:46.735	96	27.757	1:42.512	26	35.012	1:43.856
96	10.110	1:53.763	96	15.008	1:44.084	26	25.087	1:52.164	26	29.039	1:41.989	96	36.318	1:46.444
57	11.878	1:55.531	57	17.920	1:45.228	57	27.682	1:48.223	57	34.762	1:45.117	57	41.274	1:44.395
34	14.076	1:57.729	34	25.080	1:50.190	34	36.742	1:50.123	34	49.431	1:50.726	34	1:00.990	1:49.442
60	19.246	2:02.899	60	34.186	1:54.126	60	50.547	1:54.822	60	1:08.477	1:55.967	60	1:24.991	1:54.397

Weather / Track : Bright / Dry

Results can be found at www.tsl-timing.com

Page 1 of 3

Anglesey International GP
Circuit Length = 2.1000 miles
Start: 10:02 Flag 10:24 End: 10:25

Printed - 10:32 Sunday, 14 July 2019

HSCC Historic Formula 3

RACE 9 - LAP CHART

LAP 6 @ 10:12:42.444			LAP 7 @ 10:14:20.647			LAP 8 @ 10:15:58.480			LAP 9 @ 10:17:36.749			LAP 10 @ 10:19:14.673		
NO	BEHIND	LAP TIME	NO	BEHIND	LAP TIME	NO	BEHIND	LAP TIME	NO	BEHIND	LAP TIME	NO	BEHIND	LAP TIME
1		1:38.222	1		1:38.203	1		1:37.833	1		1:38.269	1		1:37.924
22	3.096	1:37.991	60	1 Lap	1:54.266	22	3.292	1:37.808	22	2.569	1:37.546	22	2.540	1:37.895
88	4.336	1:38.382	22	3.317	1:38.424	88	5.470	1:38.908	88	5.038	1:37.837	88	6.124	1:39.010
6	29.263	1:41.963	88	4.395	1:38.262	60	1 Lap	1:54.095	60	1 Lap	1:51.920	34	1 Lap	1:51.102
2	29.514	1:41.486	6	33.242	1:42.182	2	39.011	1:43.265	2	43.647	1:42.905	60	1 Lap	1:52.256
9	36.993	1:42.333	2	33.579	1:42.268	6	39.722	1:44.313	6	44.129	1:42.676	2	47.817	1:42.094
26	39.257	1:42.467	9	41.057	1:42.267	9	45.696	1:42.472	9	49.146	1:41.719	6	48.553	1:42.348
16	41.666	1:45.460	26	41.890	1:40.836	26	46.195	1:42.138	26	49.819	1:41.893	9	53.353	1:42.131
96	42.173	1:44.077	96	46.550	1:42.580	96	51.327	1:42.610	96	55.502	1:42.444	26	53.869	1:41.974
57	47.258	1:44.206	16	48.119	1:44.656	16	54.622	1:44.336	16	1:01.202	1:44.849	96	59.926	1:42.348
34	1:13.330	1:50.562	57	52.627	1:43.572	57	58.174	1:43.380	57	1:02.641	1:42.736	16	1:07.865	1:44.587
			34	1:25.045	1:49.918	34	1:37.798	1:50.586				57	1:08.446	1:43.729

Weather / Track : Bright / Dry

HSCC Historic Formula 3

RACE 9 - LAP CHART

LAP 11 @ 10:20:55.577			LAP 12 @ 10:22:33.244			LAP 13 @ 10:24:10.865		
NO	BEHIND	LAP TIME	NO	BEHIND	LAP TIME	NO	BEHIND	LAP TIME
22		1:38.364	22		1:37.667	22		1:37.621
88	3.593	1:38.373	88	4.182	1:38.256	88	4.344	1:37.783
34	1 Lap	1:52.162	34	1 Lap	1:50.998	60	2 Laps	1:54.400
2	49.216	1:42.303	6	54.442	1:42.157	34	1 Lap	1:50.973
6	49.952	1:42.303	2	54.721	1:43.172	6	59.134	1:42.313
9	54.918	1:42.469	9	58.844	1:41.593	2	59.382	1:42.282
26	55.776	1:42.811	96	1:05.829	1:41.829	9	1:02.004	1:40.781
96	1:01.667	1:42.645	26	1:18.986	2:00.877 P	96	1:09.934	1:41.726
16	1:12.101	1:45.140	57	1:19.229	1:43.612	57	1:26.006	1:44.398
57	1:13.284	1:45.742	16	1:20.965	1:46.531	16	1:30.544	1:47.200
60	1 Lap	2:19.240						

Weather / Track : Bright / Dry

Results can be found at www.tsl-timing.com

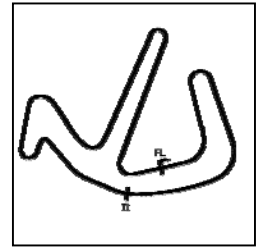
Page 3 of 3

Anglesey International GP
Circuit Length = 2.1000 miles
Start: 10:02 Flag 10:24 End: 10:25

Printed - 10:32 Sunday, 14 July 2019

HSCC Historic Formula 3

RACE 9 - SECTOR ANALYSIS



SECTOR 1 = FL to I1, SECTOR 2 = I1 to FL, DIFF = Difference To Personal Best Lap, P = Crossed Finish Line in Pit Lane, D = Time Disallowed

P1		22 B		Simon ARMER		March 703		
IDEAL LAP TIME : 1:37.441		BEST LAP TIME : 1:37.546		DIFFERENCE : 0.105				
LAP	SECTOR 1	SECTOR 2	LAP TIME	MPH	DIFF	TIME OF DAY		
1 -		110.3	1:06.094	76.5	1:44.498	72.34	6.952	10:04:31.500
2 -	33.955	106.8	1:06.224	75.5	1:40.179	75.46	2.633	10:06:11.679
3 -	33.808	108.0	1:05.593	75.8	1:39.401	76.05	1.855	10:07:51.080
4 -	33.541	110.1	1:04.749	77.0	1:38.290	76.91	0.744	10:09:29.370
5 -	33.533	110.1	1:04.646	78.3	1:38.179	77.00	0.633	10:11:07.549
6 -	33.332	110.7	1:04.659	78.3	1:37.991	77.14	0.445	10:12:45.540
7 -	33.821	110.1	1:04.603	77.4	1:38.424	76.81	0.878	10:14:23.964
8 -	33.554	110.9	1:04.254	77.8	1:37.808	77.29	0.262	10:16:01.772
9 -	33.293	111.1	1:04.253	78.5	1:37.546 (1)	77.50		10:17:39.318
10 -	33.739	111.2	1:04.156	78.0	1:37.895	77.22	0.349	10:19:17.213
11 -	33.515	111.2	1:04.849	77.5	1:38.364	76.85	0.818	10:20:55.577
12 -	33.501	110.5	1:04.166	76.7	1:37.667 (3)	77.40	0.121	10:22:33.244
13 -	33.285	110.7	1:04.336	75.4	1:37.621 (2)	77.44	0.075	10:24:10.865

P2		88 B		Michael SCOTT		Brabham BT28		
IDEAL LAP TIME : 1:37.603		BEST LAP TIME : 1:37.783		DIFFERENCE : 0.180				
LAP	SECTOR 1	SECTOR 2	LAP TIME	MPH	DIFF	TIME OF DAY		
1 -		107.0	1:06.713	78.3	1:45.653	71.55	7.870	10:04:32.655
2 -	33.942	112.0	1:05.601	78.4	1:39.543	75.94	1.760	10:06:12.198
3 -	33.720	112.2	1:05.689	78.3	1:39.409	76.04	1.626	10:07:51.607
4 -	33.885	111.6	1:04.679	79.1	1:38.564	76.70	0.781	10:09:30.171
5 -	33.567	113.9	1:04.660	79.7	1:38.227 (3)	76.96	0.444	10:11:08.398
6 -	33.529	113.7	1:04.853	79.5	1:38.382	76.84	0.599	10:12:46.780
7 -	33.624	115.1	1:04.638	78.5	1:38.262	76.93	0.479	10:14:25.042
8 -	33.749	114.7	1:05.159	76.8	1:38.908	76.43	1.125	10:16:03.950
9 -	33.234	114.1	1:04.603	78.5	1:37.837 (2)	77.27	0.054	10:17:41.787
10 -	33.261	111.4	1:05.749	77.4	1:39.010	76.35	1.227	10:19:20.797
11 -	33.857	113.3	1:04.516	79.4	1:38.373	76.85	0.590	10:20:59.170
12 -	33.525	113.5	1:04.731	77.7	1:38.256	76.94	0.473	10:22:37.426
13 -	33.414	113.3	1:04.369	77.4	1:37.783 (1)	77.31		10:24:15.209

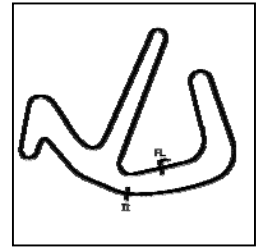
P3		6 B		Leif BOSSON		Brabham BT28		
IDEAL LAP TIME : 1:41.796		BEST LAP TIME : 1:41.963		DIFFERENCE : 0.167				
LAP	SECTOR 1	SECTOR 2	LAP TIME	MPH	DIFF	TIME OF DAY		
1 -		107.0	1:08.550	74.8	1:48.625	69.59	6.662	10:04:35.627
2 -	35.696	106.1	1:09.487	73.2	1:45.183	71.87	3.220	10:06:20.810
3 -	35.565	109.6	1:08.281	74.8	1:43.846	72.80	1.883	10:08:04.656
4 -	34.909	111.4	1:07.418	74.1	1:42.327	73.88	0.364	10:09:46.983
5 -	35.321	110.0	1:07.440	75.2	1:42.761	73.56	0.798	10:11:29.744
6 -	34.654	111.8	1:07.309	75.2	1:41.963 (1)	74.14		10:13:11.707
7 -	34.818	111.6	1:07.364	75.4	1:42.182 (3)	73.98	0.219	10:14:53.889
8 -	35.598	105.6	1:08.715	74.5	1:44.313	72.47	2.350	10:16:38.202
9 -	34.707	111.6	1:07.969	75.6	1:42.676	73.62	0.713	10:18:20.878
10 -	34.626	106.3	1:07.722	74.9	1:42.348	73.86	0.385	10:20:03.226
11 -	34.536	107.5	1:07.767	75.4	1:42.303	73.89	0.340	10:21:45.529
12 -	34.487	111.4	1:07.670	75.3	1:42.157 (2)	74.00	0.194	10:23:27.686
13 -	34.706	110.7	1:07.607	73.4	1:42.313	73.89	0.350	10:25:09.999

Weather / Track : Bright / Dry

Anglesey International GP
 Circuit Length = 2.1000 miles
 Start: 10:02 Flag 10:24 End: 10:25

HSCC Historic Formula 3

RACE 9 - SECTOR ANALYSIS



SECTOR 1 = FL to I1, SECTOR 2 = I1 to FL, DIFF = Difference To Personal Best Lap, P = Crossed Finish Line in Pit Lane, D = Time Disallowed

P4 2 B Barry SEWELL				Lotus 41				
IDEAL LAP TIME : 1:41.340		BEST LAP TIME : 1:41.486		DIFFERENCE : 0.146				
LAP	SECTOR 1	SECTOR 2	LAP TIME	MPH	DIFF	TIME OF DAY		
1 -		107.7	1:09.186	75.1	1:49.892	68.79	8.406	10:04:36.894
2 -	34.875	107.7	1:10.147	74.0	1:45.022	71.98	3.536	10:06:21.916
3 -	35.518	109.1	1:08.349	75.2	1:43.867	72.78	2.381	10:08:05.783
4 -	34.657	108.0	1:06.977	75.8	1:41.634 (2)	74.38	0.148	10:09:47.417
5 -	35.312	106.6	1:07.743	75.8	1:43.055	73.35	1.569	10:11:30.472
6 -	34.363	107.3	1:07.123	74.5	1:41.486 (1)	74.49		10:13:11.958
7 -	35.195	109.4	1:07.073	75.2	1:42.268	73.92	0.782	10:14:54.226
8 -	35.028	106.6	1:08.237	72.9	1:43.265	73.20	1.779	10:16:37.491
9 -	34.840	104.8	1:08.065	74.6	1:42.905	73.46	1.419	10:18:20.396
10 -	34.854	108.4	1:07.240	74.6	1:42.094 (3)	74.04	0.608	10:20:02.490
11 -	35.049	105.8	1:07.254	74.9	1:42.303	73.89	0.817	10:21:44.793
12 -	34.630	103.7	1:08.542	74.4	1:43.172	73.27	1.686	10:23:27.965
13 -	34.772	108.9	1:07.510	75.6	1:42.282	73.91	0.796	10:25:10.247

P5 9 B Andrew TART				Merlyn Mk9				
IDEAL LAP TIME : 1:40.781		BEST LAP TIME : 1:40.781		DIFFERENCE : 0.000				
LAP	SECTOR 1	SECTOR 2	LAP TIME	MPH	DIFF	TIME OF DAY		
1 -		109.2	1:10.423	75.4	1:52.486	67.20	11.705	10:04:39.488
2 -	35.362	112.0	1:08.275	76.4	1:43.637	72.94	2.856	10:06:23.125
3 -	39.214	110.3	1:07.896	76.3	1:47.110	70.58	6.329	10:08:10.235
4 -	35.098	111.8	1:07.640	75.6	1:42.738	73.58	1.957	10:09:52.973
5 -	36.423	109.1	1:07.708	75.9	1:44.131	72.60	3.350	10:11:37.104
6 -	34.989	111.2	1:07.344	76.4	1:42.333	73.87	1.552	10:13:19.437
7 -	35.105	111.1	1:07.162	76.4	1:42.267	73.92	1.486	10:15:01.704
8 -	35.277	111.8	1:07.195	75.2	1:42.472	73.77	1.691	10:16:44.176
9 -	34.772	112.4	1:06.947	76.9	1:41.719 (3)	74.32	0.938	10:18:25.895
10 -	34.692	112.5	1:07.439	77.0	1:42.131	74.02	1.350	10:20:08.026
11 -	34.896	113.1	1:07.573	76.1	1:42.469	73.77	1.688	10:21:50.495
12 -	34.695	112.9	1:06.898	75.6	1:41.593 (2)	74.41	0.812	10:23:32.088
13 -	34.434	112.7	1:06.347	75.7	1:40.781 (1)	75.01		10:25:12.869

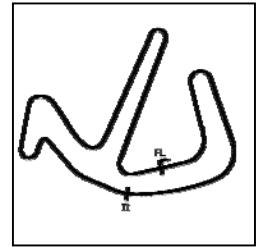
P6 96 B Keith MESSER				Vesey Ford				
IDEAL LAP TIME : 1:41.514		BEST LAP TIME : 1:41.726		DIFFERENCE : 0.212				
LAP	SECTOR 1	SECTOR 2	LAP TIME	MPH	DIFF	TIME OF DAY		
1 -		104.3	1:10.903	74.0	1:53.763	66.45	12.037	10:04:40.765
2 -	35.170	105.3	1:08.914	74.2	1:44.084	72.63	2.358	10:06:24.849
3 -	37.839	105.8	1:08.896	74.2	1:46.735	70.82	5.009	10:08:11.584
4 -	35.020	108.5	1:07.492	75.5	1:42.512	73.74	0.786	10:09:54.096
5 -	35.924	100.6	1:10.520	73.9	1:46.444	71.02	4.718	10:11:40.540
6 -	35.054	108.2	1:09.023	74.8	1:44.077	72.63	2.351	10:13:24.617
7 -	35.116	108.4	1:07.464	74.4	1:42.580	73.69	0.854	10:15:07.197
8 -	35.106	109.4	1:07.504	74.9	1:42.610	73.67	0.884	10:16:49.807
9 -	35.040	110.1	1:07.404	72.6	1:42.444	73.79	0.718	10:18:32.251
10 -	35.054	110.0	1:07.294	73.7	1:42.348 (3)	73.86	0.622	10:20:14.599
11 -	34.622	109.8	1:08.023	73.8	1:42.645	73.65	0.919	10:21:57.244
12 -	34.817	109.1	1:07.012	73.8	1:41.829 (2)	74.24	0.103	10:23:39.073
13 -	34.834	109.4	1:06.892	73.4	1:41.726 (1)	74.31		10:25:20.799

Weather / Track : Bright / Dry

Anglesey International GP
 Circuit Length = 2.1000 miles
 Start: 10:02 Flag 10:24 End: 10:25

HSCC Historic Formula 3

RACE 9 - SECTOR ANALYSIS



SECTOR 1 = FL to I1, SECTOR 2 = I1 to FL, DIFF = Difference To Personal Best Lap, P = Crossed Finish Line in Pit Lane, D = Time Disallowed

P7 57 B		Simon HAUGHTON			Chevron B15			
IDEAL LAP TIME : 1:42.540		BEST LAP TIME : 1:42.736			DIFFERENCE : 0.196			
LAP	SECTOR 1	SECTOR 2		LAP TIME	MPH	DIFF	TIME OF DAY	
1 -		105.3	1:11.129	71.7	1:55.531	65.43	12.795	10:04:42.533
2 -	35.830	107.5	1:09.398	74.7	1:45.228	71.84	2.492	10:06:27.761
3 -	37.634	106.8	1:10.589	74.0	1:48.223	69.85	5.487	10:08:15.984
4 -	35.977	108.2	1:09.140	74.4	1:45.117	71.91	2.381	10:10:01.101
5 -	35.150	107.3	1:09.245	74.0	1:44.395	72.41	1.659	10:11:45.496
6 -	35.204	108.2	1:09.002	74.4	1:44.206	72.54	1.470	10:13:29.702
7 -	35.518	108.2	1:08.054	74.4	1:43.572 (3)	72.99	0.836	10:15:13.274
8 -	35.496	108.4	1:07.884	74.5	1:43.380 (2)	73.12	0.644	10:16:56.654
9 -	34.746	108.2	1:07.990	74.8	1:42.736 (1)	73.58		10:18:39.390
10 -	34.656	108.2	1:09.073	75.3	1:43.729	72.88	0.993	10:20:23.119
11 -	35.931	106.0	1:09.811	74.1	1:45.742	71.49	3.006	10:22:08.861
12 -	34.846	107.3	1:08.766	71.9	1:43.612	72.96	0.876	10:23:52.473
13 -	35.452	107.2	1:08.946	73.9	1:44.398	72.41	1.662	10:25:36.871

P8 16 B		Mark LINSTONE			Brabham BT21			
IDEAL LAP TIME : 1:43.655		BEST LAP TIME : 1:43.655			DIFFERENCE : 0.000			
LAP	SECTOR 1	SECTOR 2		LAP TIME	MPH	DIFF	TIME OF DAY	
1 -		109.2	1:09.451	73.8	1:51.884	67.56	8.229	10:04:38.886
2 -	35.513	109.1	1:08.142	74.4	1:43.655 (1)	72.93		10:06:22.541
3 -	36.424	109.2	1:08.540	72.1	1:44.964	72.02	1.309	10:08:07.505
4 -	35.691	108.5	1:09.490	72.7	1:45.181	71.87	1.526	10:09:52.686
5 -	37.031	101.3	1:08.933	72.2	1:45.964	71.34	2.309	10:11:38.650
6 -	36.616	102.2	1:08.844	74.8	1:45.460	71.68	1.805	10:13:24.110
7 -	35.862	101.0	1:08.794	73.5	1:44.656	72.23	1.001	10:15:08.766
8 -	35.939	107.8	1:08.397	74.3	1:44.336 (2)	72.45	0.681	10:16:53.102
9 -	35.628	108.2	1:09.221	73.6	1:44.849	72.10	1.194	10:18:37.951
10 -	35.982	105.6	1:08.605	73.1	1:44.587 (3)	72.28	0.932	10:20:22.538
11 -	36.141	106.5	1:08.999	73.9	1:45.140	71.90	1.485	10:22:07.678
12 -	35.980	105.3	1:10.551	69.8	1:46.531	70.96	2.876	10:23:54.209
13 -	36.374	106.5	1:10.826	69.3	1:47.200	70.52	3.545	10:25:41.409

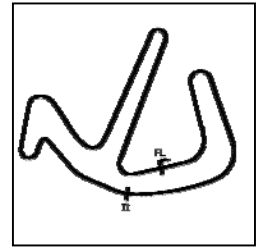
P9 34 B		Gil DUFFY			Brabham BT21B			
IDEAL LAP TIME : 1:48.997		BEST LAP TIME : 1:49.442			DIFFERENCE : 0.445			
LAP	SECTOR 1	SECTOR 2		LAP TIME	MPH	DIFF	TIME OF DAY	
1 -		101.3	1:12.331	68.3	1:57.729	64.21	8.287	10:04:44.731
2 -	37.637	99.8	1:12.553	68.6	1:50.190	68.60	0.748	10:06:34.921
3 -	37.696	100.0	1:12.427	69.2	1:50.123 (3)	68.65	0.681	10:08:25.044
4 -	38.288	99.7	1:12.438	67.9	1:50.726	68.27	1.284	10:10:15.770
5 -	37.718	99.8	1:11.724	69.6	1:49.442 (1)	69.07		10:12:05.212
6 -	38.239	99.2	1:12.323	68.9	1:50.562	68.37	1.120	10:13:55.774
7 -	37.273	99.8	1:12.645	69.3	1:49.918 (2)	68.77	0.476	10:15:45.692
8 -	37.991	99.5	1:12.595	62.6	1:50.586	68.36	1.144	10:17:36.278
9 -	38.186	102.9	1:12.916	69.1	1:51.102	68.04	1.660	10:19:27.380
10 -	37.763	100.3	1:14.399	68.6	1:52.162	67.40	2.720	10:21:19.542
11 -	38.842	98.1	1:12.156	67.7	1:50.998	68.10	1.556	10:23:10.540
12 -	38.703	98.6	1:12.270	66.1	1:50.973	68.12	1.531	10:25:01.513

Weather / Track : Bright / Dry

Anglesey International GP
 Circuit Length = 2.1000 miles
 Start: 10:02 Flag 10:24 End: 10:25

HSCC Historic Formula 3

RACE 9 - SECTOR ANALYSIS



SECTOR 1 = FL to I1, SECTOR 2 = I1 to FL, DIFF = Difference To Personal Best Lap, P = Crossed Finish Line in Pit Lane, D = Time Disallowed

P10 60 I		Roger FOWLER			Lola T60			
IDEAL LAP TIME : 1:51.920		BEST LAP TIME : 1:51.920			DIFFERENCE : 0.000			
LAP	SECTOR 1		SECTOR 2		LAP TIME	MPH	DIFF	TIME OF DAY
1 -		100.9	1:15.413	65.0	2:02.899	61.51	10.979	10:04:49.901
2 -	38.912	101.6	1:15.214	63.8	1:54.126	66.24	2.206	10:06:44.027
3 -	39.647	99.1	1:15.175	67.3	1:54.822	65.84	2.902	10:08:38.849
4 -	40.883	99.1	1:15.084	65.1	1:55.967	65.19	4.047	10:10:34.816
5 -	38.680	100.1	1:15.717	65.4	1:54.397	66.08	2.477	10:12:29.213
6 -	38.969	99.7	1:15.297	65.9	1:54.266	66.16	2.346	10:14:23.479
7 -	40.195	100.0	1:13.900	64.9	1:54.095 (3)	66.26	2.175	10:16:17.574
8 -	38.271	100.4	1:13.649	65.3	1:51.920 (1)	67.54		10:18:09.494
9 -	38.559	99.2	1:13.697	67.9	1:52.256 (2)	67.34	0.336	10:20:01.750
10 -	39.169	101.8	1:40.071	61.9	2:19.240	54.29	27.320	10:22:20.990
11 -	39.476	97.1	1:14.924	65.3	1:54.400	66.08	2.480	10:24:15.390

P11 26 B		Steve SEAMAN			Brabham BT21			
IDEAL LAP TIME : 1:40.658		BEST LAP TIME : 1:40.836			DIFFERENCE : 0.178			
LAP	SECTOR 1		SECTOR 2		LAP TIME	MPH	DIFF	TIME OF DAY
1 -		110.0	1:09.065	76.6	1:49.249	69.19	8.413	10:04:36.251
2 -	35.255	110.1	1:09.719	77.1	1:44.974	72.01	4.138	10:06:21.225
3 -	44.877	113.3	1:07.287	77.3	1:52.164	67.40	11.328	10:08:13.389
4 -	34.291	112.9	1:07.698	76.9	1:41.989	74.12	1.153	10:09:55.378
5 -	34.950	101.5	1:08.906	77.4	1:43.856	72.79	3.020	10:11:39.234
6 -	35.763	110.3	1:06.704	76.6	1:42.467	73.77	1.631	10:13:21.701
7 -	34.102	112.0	1:06.734	77.4	1:40.836 (1)	74.97		10:15:02.537
8 -	34.782	110.7	1:07.356	77.8	1:42.138	74.01	1.302	10:16:44.675
9 -	34.633	110.7	1:07.260	77.4	1:41.893 (2)	74.19	1.057	10:18:26.568
10 -	34.460	112.4	1:07.514	77.6	1:41.974 (3)	74.13	1.138	10:20:08.542
11 -	34.478	115.5	1:08.333	78.1	1:42.811	73.53	1.975	10:21:51.353
12 -	33.954	113.7	IN PIT		2:00.877 P	62.54	20.041	10:23:52.230

P12 1 B		Jon MILICEVIC			Brabham BT21B			
IDEAL LAP TIME : 1:37.743		BEST LAP TIME : 1:37.833			DIFFERENCE : 0.090			
LAP	SECTOR 1		SECTOR 2		LAP TIME	MPH	DIFF	TIME OF DAY
1 -		112.5	1:06.207	74.1	1:43.653	72.93	5.820	10:04:30.655
2 -	34.005	114.1	1:05.181	76.4	1:39.186	76.22	1.353	10:06:09.841
3 -	33.595	114.3	1:04.866	77.2	1:38.461	76.78	0.628	10:07:48.302
4 -	33.393	114.3	1:04.644	76.6	1:38.037	77.11	0.204	10:09:26.339
5 -	33.231	113.9	1:04.652	75.6	1:37.883 (2)	77.23	0.050	10:11:04.222
6 -	33.362	114.7	1:04.860	75.5	1:38.222	76.96	0.389	10:12:42.444
7 -	33.207	114.5	1:04.996	76.3	1:38.203	76.98	0.370	10:14:20.647
8 -	33.297	114.5	1:04.536	75.2	1:37.833 (1)	77.27		10:15:58.480
9 -	33.221	114.1	1:05.048	75.5	1:38.269	76.93	0.436	10:17:36.749
10 -	33.354	114.7	1:04.570	77.4	1:37.924 (3)	77.20	0.091	10:19:14.673

Weather / Track : Bright / Dry

Anglesey International GP
Circuit Length = 2.1000 miles
Start: 10:02 Flag 10:24 End: 10:25

HSCC Historic Formula 3

RACE 9 - BEST SECTORS

SECTOR 1			SECTOR 2			IDEAL / BEST COMPARISON						
POS	NO	NAME	TIME	NO	NAME	TIME	POS	NO	NAME	IDEAL	BEST	DIFF
1	1	MILICEVIC	33.207	22	ARMER	1:04.156	1	22	ARMER	1:37.441	1:37.546	0.105
2	88	SCOTT	33.234	88	SCOTT	1:04.369	2	88	SCOTT	1:37.603	1:37.783	0.180
3	22	ARMER	33.285	1	MILICEVIC	1:04.536	3	1	MILICEVIC	1:37.743	1:37.833	0.090
4	26	SEAMAN	33.954	9	TART	1:06.347	4	26	SEAMAN	1:40.658	1:40.836	0.178
5	2	SEWELL	34.363	26	SEAMAN	1:06.704	5	9	TART	1:40.781	1:40.781	0.000
6	9	TART	34.434	96	MESSER	1:06.892	6	2	SEWELL	1:41.340	1:41.486	0.146
7	6	BOSSON	34.487	2	SEWELL	1:06.977	7	96	MESSER	1:41.514	1:41.726	0.212
8	96	MESSER	34.622	6	BOSSON	1:07.309	8	6	BOSSON	1:41.796	1:41.963	0.167
9	57	HAUGHTON	34.656	57	HAUGHTON	1:07.884	9	57	HAUGHTON	1:42.540	1:42.736	0.196
10	16	LINSTONE	35.513	16	LINSTONE	1:08.142	10	16	LINSTONE	1:43.655	1:43.655	0.000
11	34	DUFFY	37.273	34	DUFFY	1:11.724	11	34	DUFFY	1:48.997	1:49.442	0.445
12	60	FOWLER	38.271	60	FOWLER	1:13.649	12	60	FOWLER	1:51.920	1:51.920	0.000

PERFECT LAP 1:37.363

Weather / Track : Bright / Dry

Results can be found at www.tsl-timing.com

Anglesey International GP
Circuit Length = 2.1000 miles
Start: 10:02 Flag 10:24 End: 10:25

Printed - 10:32 Sunday, 14 July 2019

HSCC Historic Formula 3

RACE 9 - BEST SPEEDS

POS	INTERMEDIATE 1			INTERMEDIATE 2			FINISH LINE		
	NO	NAME	MPH	NO	NAME	MPH	NO	NAME	MPH
1	26	SEAMAN	115.5				88	SCOTT	79.7
2	88	SCOTT	115.1				22	ARMER	78.5
3	1	MILICEVIC	114.7				26	SEAMAN	78.1
4	9	TART	113.1				1	MILICEVIC	77.4
5	6	BOSSON	111.8				9	TART	77.0
6	22	ARMER	111.2				2	SEWELL	75.8
7	96	MESSER	110.1				6	BOSSON	75.6
8	2	SEWELL	109.4				96	MESSER	75.5
9	16	LINSTONE	109.2				57	HAUGHTON	75.3
10	57	HAUGHTON	108.4				16	LINSTONE	74.8
11	34	DUFFY	102.9				34	DUFFY	69.6
12	60	FOWLER	101.8				60	FOWLER	67.9

Weather / Track : Bright / Dry

Results can be found at www.tsl-timing.com

Anglesey International GP
Circuit Length = 2.1000 miles
Start: 10:02 Flag 10:24 End: 10:25

Printed - 10:33 Sunday, 14 July 2019

HSCC Historic Formula 3

RACE 9 - STATISTICS

Competitors Started 12
Planned Start 2019-07-14 @ 09:35:00.000
Actual Start 2019-07-14 @ 10:02:47.002
Finish Time 2019-07-14 @ 10:24:09.305
Track Length 2.1000mi.
Total Laps 149
Total Distance Covered 312.9000mi.

Session Fastest Lap History

NO	CL	NAME	LAP TIME	TIME OF DAY	LAP	VEHICLE
1	B	Jon MILICEVIC	1:43.653	10:04:30.674	1	Brabham BT21B
1	B	Jon MILICEVIC	1:39.186	10:06:09.860	2	Brabham BT21B
1	B	Jon MILICEVIC	1:38.461	10:07:48.322	3	Brabham BT21B
1	B	Jon MILICEVIC	1:38.037	10:09:26.358	4	Brabham BT21B
1	B	Jon MILICEVIC	1:37.883	10:11:04.241	5	Brabham BT21B
1	B	Jon MILICEVIC	1:37.833	10:15:58.500	8	Brabham BT21B
22	B	Simon ARMER	1:37.808	10:16:01.795	8	March 703
22	B	Simon ARMER	1:37.546	10:17:39.340	9	March 703

Session Leader History

NO	CL	NAME	FROM LAP	LAPS LED	DISTANCE	VEHICLE
1	B	Jon MILICEVIC	1	10	21.00 miles	Brabham BT21B
22	B	Simon ARMER	11	3	6.30 miles	March 703

Flag History

TYPE	TIME OF DAY
GREEN	10:02:47.002
FINISH	10:24:09.305

Flag Statistics

TYPE	COUNT	TOTAL LAPS	TOTAL TIME
Green	1	13	23:02.949
Red	0	0	0.000
Safety Car	0	0	0.000
FCY	0	0	0.000

Weather / Track : Bright / Dry

These results are provisional until the conclusion of any judicial and technical matters.

Anglesey International GP
Circuit Length = 2.1000 miles
Start: 10:02 Flag 10:24 End: 10:25

Clerk Of Course : Julian Floyd	Timekeeper : Nick Palmer
--------------------------------	--------------------------

HSCC Historic Formula 3

RACE 9 - STATISTICS

CLASS : B

11 Starters

Fastest Lap History

NO	NAME	LAP TIME	TIME OF DAY	LAP	VEHICLE
1	Jon MILICEVIC	1:43.653	10:04:30.674	1	Brabham BT21B
1	Jon MILICEVIC	1:39.186	10:06:09.860	2	Brabham BT21B
1	Jon MILICEVIC	1:38.461	10:07:48.322	3	Brabham BT21B
1	Jon MILICEVIC	1:38.037	10:09:26.358	4	Brabham BT21B
1	Jon MILICEVIC	1:37.883	10:11:04.241	5	Brabham BT21B
1	Jon MILICEVIC	1:37.833	10:15:58.500	8	Brabham BT21B
22	Simon ARMER	1:37.808	10:16:01.795	8	March 703
22	Simon ARMER	1:37.546	10:17:39.340	9	March 703

Leader History

NO	NAME	FROM LAP	LAPS LED	DISTANCE	VEHICLE
22	Simon ARMER	1	13	27.30 miles	March 703

Weather / Track : Bright / Dry

These results are provisional until the conclusion of any judicial and technical matters.

Anglesey International GP

Circuit Length = 2.1000 miles

Start: 10:02 Flag 10:24 End: 10:25

Clerk Of Course : Julian Floyd

Timekeeper : Nick Palmer

HSCC Historic Formula 3

RACE 9 - STATISTICS

CLASS : I

1 Starters

Fastest Lap History

NO	NAME	LAP TIME	TIME OF DAY	LAP	VEHICLE
60	Roger FOWLER	2:02.899	10:04:49.992	1	Lola T60
60	Roger FOWLER	1:54.126	10:06:44.119	2	Lola T60
60	Roger FOWLER	1:54.095	10:16:17.665	7	Lola T60
60	Roger FOWLER	1:51.920	10:18:09.585	8	Lola T60

Leader History

NO	NAME	FROM LAP	LAPS LED	DISTANCE	VEHICLE
60	Roger FOWLER	1	11	23.10 miles	Lola T60

Weather / Track : Bright / Dry

These results are provisional until the conclusion of any judicial and technical matters.

Anglesey International GP

Circuit Length = 2.1000 miles

Start: 10:02 Flag 10:24 End: 10:25

Clerk Of Course : Julian Floyd

Timekeeper : Nick Palmer

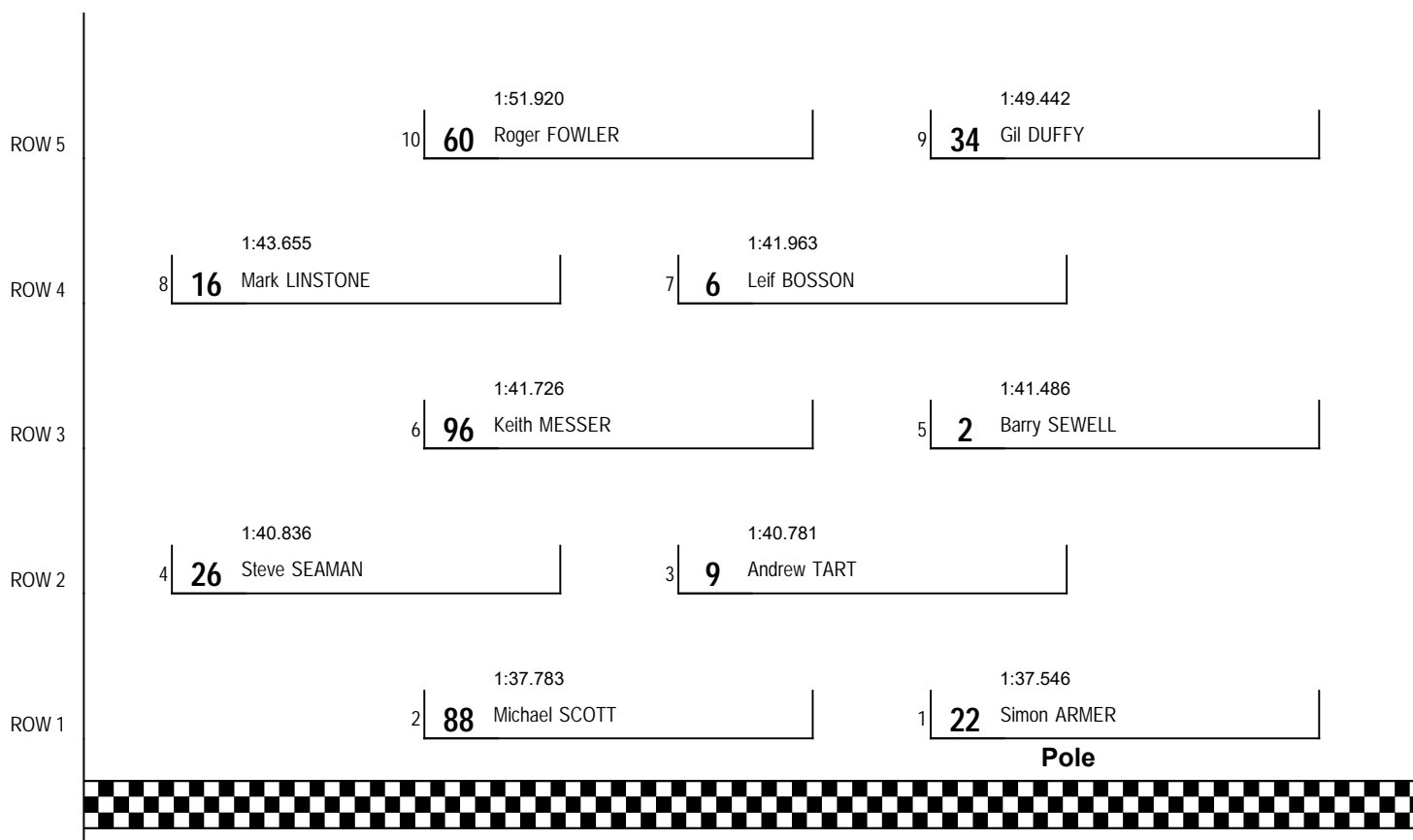
Sheet No:

Issue Time:



HSCC Historic Formula 3

RACE 19 - GRID (20 minutes) - AMENDED



Cars 1, 57 withdrawn

Anglesey International GP
Circuit Length = 2.1000 miles

These results are provisional until the conclusion of any judicial and technical matters.

Clerk Of Course : Julian Floyd

Steward :

Timekeeper : Nick Palmer

Sheet No:

Issue Time:



HSCC Historic Formula 3

RACE 19 - CLASSIFICATION

POS	NO	CL	PIC NAME	ENTRY	LAPS	TIME	GAP	DIFF	MPH	BEST	ON
1	22	B	1 Simon ARMER	March 703	13	21:16.573			76.98	1:37.116	13
2	88	B	2 Michael SCOTT	Brabham BT28	13	21:21.759	5.186	5.186	76.67	1:37.672	7
3	26	B	3 Steve SEAMAN	Brabham BT21	13	21:54.751	38.178	32.992	74.75	1:40.020	6
4	2	B	4 Barry SEWELL	Lotus 41	13	22:11.251	54.678	16.500	73.82	1:40.878	13
5	6	B	5 Leif BOSSON	Brabham BT28	13	22:13.751	57.178	2.500	73.68	1:41.160	11
6	9	B	6 Andrew TART	Merlyn Mk9	13	22:13.970	57.397	0.219	73.67	1:41.267	11
7	96	B	7 Keith MESSER	Vesey Ford	13	22:20.554	1:03.981	6.584	73.31	1:41.527	4
8	34	B	8 Gil DUFFY	Brabham BT21B	12	22:24.658	1 Lap	1 Lap	67.46	1:49.968	7
9	60	I	1 Roger FOWLER	Lola T60	12	22:50.708	1 Lap	26.050	66.18	1:52.382	11
NOT CLASSIFIED											
DNF	16	B	Mark LINSTONE	Brabham BT21	11	19:02.403	2 Laps	1 Lap	72.79	1:41.838	8
FASTEST LAP											
	22	B	Simon ARMER	March 703	13	1:37.116		77.84 mph		125.27 kph	
	60	I	Roger FOWLER	Lola T60	11	1:52.382		67.27 mph		108.26 kph	

Weather / Track : Cloudy / Dry

These results are provisional until the conclusion of any judicial and technical matters.

Anglesey International GP

Circuit Length = 2.1000 miles

Start: 16:48 Flag 17:09 End: 17:11

Clerk Of Course : Julian Floyd

Steward :

Timekeeper : Nick Palmer

HSCC Historic Formula 3

RACE 19 - LAP CHART

LAP 1 @ 16:50:08.138			LAP 2 @ 16:51:47.434			LAP 3 @ 16:53:25.833			LAP 4 @ 16:55:03.841			LAP 5 @ 16:56:41.916		
NO	BEHIND	LAP TIME	NO	BEHIND	LAP TIME	NO	BEHIND	LAP TIME	NO	BEHIND	LAP TIME	NO	BEHIND	LAP TIME
22		1:42.472	22		1:39.296	22		1:38.399	22		1:38.008	22		1:38.075
88	1.065	1:43.537	88	0.542	1:38.773	88	0.976	1:38.833	88	0.860	1:37.892	88	0.810	1:38.025
26	2.856	1:45.328	26	4.397	1:40.837	26	6.527	1:40.529	26	8.782	1:40.263	26	11.132	1:40.425
2	4.565	1:47.037	2	7.904	1:42.635	2	11.826	1:42.321	2	16.147	1:42.329	2	21.076	1:43.004
9	6.345	1:48.817	9	9.638	1:42.589	9	13.727	1:42.488	9	17.453	1:41.734	6	22.207	1:41.531
16	6.962	1:49.434	16	10.692	1:43.026	16	14.411	1:42.118	6	18.751	1:41.361	9	22.501	1:43.123
6	7.618	1:50.090	6	11.382	1:43.060	6	15.398	1:42.415	16	19.118	1:42.715	16	23.197	1:42.154
96	7.926	1:50.398	96	12.603	1:43.973	96	16.047	1:41.843	96	19.566	1:41.527	96	24.035	1:42.544
34	15.963	1:58.435	34	27.093	1:50.426	34	39.344	1:50.650	34	52.957	1:51.621	34	1:06.903	1:52.021
60	19.297	2:01.769	60	34.107	1:54.106	60	49.014	1:53.306	60	1:05.032	1:54.026	60	1:21.384	1:54.427

Weather / Track : Cloudy / Dry

Anglesey International GP
 Circuit Length = 2.1000 miles
 Start: 16:48 Flag 17:09 End: 17:11

HSCC Historic Formula 3

RACE 19 - LAP CHART

LAP 6 @ 16:58:20.184			LAP 7 @ 16:59:57.756			LAP 8 @ 17:01:35.228			LAP 9 @ 17:03:12.478			LAP 10 @ 17:04:50.059		
NO	BEHIND	LAP TIME	NO	BEHIND	LAP TIME	NO	BEHIND	LAP TIME	NO	BEHIND	LAP TIME	NO	BEHIND	LAP TIME
22		1:38.268	22		1:37.572	22		1:37.472	22		1:37.250	22		1:37.581
88	1.062	1:38.520	88	1.162	1:37.672	88	2.434	1:38.744	88	3.411	1:38.227	88	3.763	1:37.933
26	12.884	1:40.020	26	15.903	1:40.591	60	1 Lap	1:53.296	34	1 Lap	1:53.512	34	1 Lap	1:51.900
2	24.708	1:41.900	2	29.313	1:42.177	26	19.556	1:41.125	26	23.813	1:41.507	26	27.330	1:41.098
6	25.517	1:41.578	6	30.015	1:42.070	2	33.764	1:41.923	60	1 Lap	1:53.003	2	42.089	1:41.533
9	26.415	1:42.182	9	30.745	1:41.902	6	34.384	1:41.841	2	38.137	1:41.623	6	43.144	1:41.891
16	26.918	1:41.989	16	31.246	1:41.900	9	35.155	1:41.882	6	38.834	1:41.700	9	44.195	1:41.904
96	28.435	1:42.668	96	33.003	1:42.140	16	35.612	1:41.838	9	39.872	1:41.967	16	45.352	1:42.506
34	1:19.256	1:50.621	34	1:31.652	1:49.968	96	37.785	1:42.254	16	40.427	1:42.065	60	1 Lap	1:54.604
60	1:36.022	1:52.906							96	42.227	1:41.692	96	48.169	1:43.523

Weather / Track : Cloudy / Dry

Results can be found at www.tsl-timing.com

Page 2 of 3

Anglesey International GP
 Circuit Length = 2.1000 miles
 Start: 16:48 Flag 17:09 End: 17:11

Printed - 17:13 Sunday, 14 July 2019

HSCC Historic Formula 3

RACE 19 - LAP CHART

LAP 11 @ 17:06:27.453			LAP 12 @ 17:08:05.123			LAP 13 @ 17:09:42.239		
NO	BEHIND	LAP TIME	NO	BEHIND	LAP TIME	NO	BEHIND	LAP TIME
22		1:37.394	22		1:37.670	22		1:37.116
88	4.334	1:37.965	88	4.479	1:37.815	88	5.186	1:37.823
26	30.721	1:40.785	26	33.703	1:40.652	26	38.178	1:41.591
34	1 Lap	1:52.282	2	50.916	1:41.411	2	54.678	1:40.878
6	46.910	1:41.160	6	52.019	1:42.779	6	57.178	1:42.275
2	47.175	1:42.480	9	52.514	1:42.116	9	57.397	1:41.999
9	48.068	1:41.267	34	1 Lap	1:52.477	96	1:03.981	1:42.246
96	54.395	1:43.620	96	58.851	1:42.126	34	1 Lap	1:50.745
16	1:00.616	1:52.658 P	60	1 Lap	1:52.382	60	1 Lap	1:53.777
60	1 Lap	1:53.106						

Weather / Track : Cloudy / Dry

Results can be found at www.tsl-timing.com

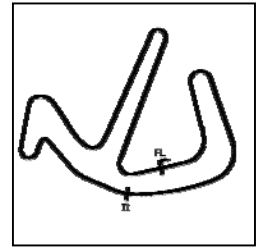
Page 3 of 3

Anglesey International GP
 Circuit Length = 2.1000 miles
 Start: 16:48 Flag 17:09 End: 17:11

Printed - 17:13 Sunday, 14 July 2019

HSCC Historic Formula 3

RACE 19 - SECTOR ANALYSIS



SECTOR 1 = FL to I1, SECTOR 2 = I1 to FL, DIFF = Difference To Personal Best Lap, P = Crossed Finish Line in Pit Lane, D = Time Disallowed

P1		22 B		Simon ARMER		March 703		
IDEAL LAP TIME : 1:36.996		BEST LAP TIME : 1:37.116		DIFFERENCE : 0.120				
LAP	SECTOR 1	SECTOR 2	LAP TIME	MPH	DIFF	TIME OF DAY		
1 -		109.8	1:05.100	75.4	1:42.472	73.77	5.356	16:50:08.138
2 -	33.710	109.6	1:05.586	74.4	1:39.296	76.13	2.180	16:51:47.434
3 -	33.681	111.4	1:04.718	77.4	1:38.399	76.83	1.283	16:53:25.833
4 -	33.313	112.5	1:04.695	76.3	1:38.008	77.13	0.892	16:55:03.841
5 -	33.316	112.5	1:04.759	76.9	1:38.075	77.08	0.959	16:56:41.916
6 -	33.289	112.9	1:04.979	76.8	1:38.268	76.93	1.152	16:58:20.184
7 -	33.171	112.7	1:04.401	76.9	1:37.572	77.48	0.456	16:59:57.756
8 -	33.268	113.5	1:04.204	77.0	1:37.472	77.56	0.356	17:01:35.228
9 -	32.975	113.3	1:04.275	76.0	1:37.250 (2)	77.73	0.134	17:03:12.478
10 -	33.024	113.3	1:04.557	76.3	1:37.581	77.47	0.465	17:04:50.059
11 -	33.102	113.1	1:04.292	77.1	1:37.394 (3)	77.62	0.278	17:06:27.453
12 -	33.039	113.3	1:04.631	77.1	1:37.670	77.40	0.554	17:08:05.123
13 -	33.095	113.1	1:04.021	77.3	1:37.116 (1)	77.84		17:09:42.239

P2		88 B		Michael SCOTT		Brabham BT28		
IDEAL LAP TIME : 1:37.577		BEST LAP TIME : 1:37.672		DIFFERENCE : 0.095				
LAP	SECTOR 1	SECTOR 2	LAP TIME	MPH	DIFF	TIME OF DAY		
1 -		110.9	1:05.948	77.6	1:43.537	73.01	5.865	16:50:09.203
2 -	33.633	113.1	1:05.140	77.6	1:38.773	76.53	1.101	16:51:47.976
3 -	33.810	114.3	1:05.023	78.0	1:38.833	76.49	1.161	16:53:26.809
4 -	33.253	114.7	1:04.639	77.2	1:37.892	77.22	0.220	16:55:04.701
5 -	33.095	116.9	1:04.930	77.2	1:38.025	77.12	0.353	16:56:42.726
6 -	33.248	115.7	1:05.272	77.2	1:38.520	76.73	0.848	16:58:21.246
7 -	33.015	116.5	1:04.657	78.2	1:37.672 (1)	77.40		16:59:58.918
8 -	33.763	115.5	1:04.981	77.0	1:38.744	76.56	1.072	17:01:37.662
9 -	33.072	116.1	1:05.155	77.4	1:38.227	76.96	0.555	17:03:15.889
10 -	33.371	115.1	1:04.562	76.8	1:37.933	77.19	0.261	17:04:53.822
11 -	33.256	114.1	1:04.709	76.8	1:37.965	77.17	0.293	17:06:31.787
12 -	33.084	114.1	1:04.731	76.9	1:37.815 (2)	77.28	0.143	17:08:09.602
13 -	33.039	115.3	1:04.784	71.9	1:37.823 (3)	77.28	0.151	17:09:47.425

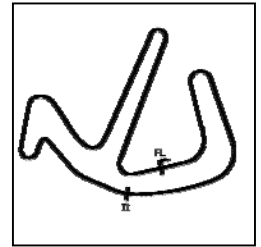
P3		26 B		Steve SEAMAN		Brabham BT21		
IDEAL LAP TIME : 1:39.784		BEST LAP TIME : 1:40.020		DIFFERENCE : 0.236				
LAP	SECTOR 1	SECTOR 2	LAP TIME	MPH	DIFF	TIME OF DAY		
1 -		114.1	1:06.973	75.2	1:45.328	71.77	5.308	16:50:10.994
2 -	33.912	113.7	1:06.925	76.0	1:40.837	74.97	0.817	16:51:51.831
3 -	33.928	114.1	1:06.601	76.7	1:40.529	75.20	0.509	16:53:32.360
4 -	33.577	113.9	1:06.686	75.4	1:40.263 (2)	75.40	0.243	16:55:12.623
5 -	33.798	113.1	1:06.627	75.2	1:40.425 (3)	75.28	0.405	16:56:53.048
6 -	33.813	113.7	1:06.207	75.2	1:40.020 (1)	75.58		16:58:33.068
7 -	33.842	114.3	1:06.749	76.2	1:40.591	75.15	0.571	17:00:13.659
8 -	33.967	114.5	1:07.158	74.6	1:41.125	74.75	1.105	17:01:54.784
9 -	34.007	112.9	1:07.500	75.3	1:41.507	74.47	1.487	17:03:36.291
10 -	34.065	112.2	1:07.033	73.9	1:41.098	74.77	1.078	17:05:17.389
11 -	34.412	112.5	1:06.373	74.4	1:40.785	75.01	0.765	17:06:58.174
12 -	34.040	114.3	1:06.612	76.0	1:40.652	75.11	0.632	17:08:38.826
13 -	34.346	113.5	1:07.245	67.8	1:41.591	74.41	1.571	17:10:20.417

Weather / Track : Cloudy / Dry

Anglesey International GP
Circuit Length = 2.1000 miles
Start: 16:48 Flag 17:09 End: 17:11

HSCC Historic Formula 3

RACE 19 - SECTOR ANALYSIS



SECTOR 1 = FL to I1, SECTOR 2 = I1 to FL, DIFF = Difference To Personal Best Lap, P = Crossed Finish Line in Pit Lane, D = Time Disallowed

P4 2 B Barry SEWELL				Lotus 41				
IDEAL LAP TIME : 1:40.787		BEST LAP TIME : 1:40.878		DIFFERENCE : 0.091				
LAP	SECTOR 1	SECTOR 2	LAP TIME	MPH	DIFF	TIME OF DAY		
1 -		108.5	1:07.257	75.0	1:47.037	70.62	6.159	16:50:12.703
2 -	34.719	109.2	1:07.916	73.2	1:42.635	73.65	1.757	16:51:55.338
3 -	35.323	108.2	1:06.998	75.0	1:42.321	73.88	1.443	16:53:37.659
4 -	35.185	110.1	1:07.144	74.1	1:42.329	73.87	1.451	16:55:19.988
5 -	35.361	108.5	1:07.643	74.8	1:43.004	73.39	2.126	16:57:02.992
6 -	35.061	109.8	1:06.839	75.8	1:41.900	74.19	1.022	16:58:44.892
7 -	35.051	109.4	1:07.126	75.3	1:42.177	73.98	1.299	17:00:27.069
8 -	34.964	110.3	1:06.959	74.3	1:41.923	74.17	1.045	17:02:08.992
9 -	35.067	109.6	1:06.556	75.1	1:41.623	74.39	0.745	17:03:50.615
10 -	34.638	110.5	1:06.895	75.7	1:41.533 (3)	74.45	0.655	17:05:32.148
11 -	34.961	108.7	1:07.519	75.6	1:42.480	73.77	1.602	17:07:14.628
12 -	34.250	110.3	1:07.161	74.7	1:41.411 (2)	74.54	0.533	17:08:56.039
13 -	34.341	110.9	1:06.537	74.4	1:40.878 (1)	74.94		17:10:36.917

P5 6 B Leif BOSSON				Brabham BT28				
IDEAL LAP TIME : 1:41.063		BEST LAP TIME : 1:41.160		DIFFERENCE : 0.097				
LAP	SECTOR 1	SECTOR 2	LAP TIME	MPH	DIFF	TIME OF DAY		
1 -		102.9	1:08.774	73.9	1:50.090	68.67	8.930	16:50:15.756
2 -	35.047	108.2	1:08.013	74.8	1:43.060	73.35	1.900	16:51:58.816
3 -	34.507	113.3	1:07.908	75.4	1:42.415	73.81	1.255	16:53:41.231
4 -	34.535	112.7	1:06.826	74.1	1:41.361 (2)	74.58	0.201	16:55:22.592
5 -	34.686	112.4	1:06.845	73.8	1:41.531 (3)	74.46	0.371	16:57:04.123
6 -	34.534	112.9	1:07.044	72.3	1:41.578	74.42	0.418	16:58:45.701
7 -	34.518	110.9	1:07.552	72.6	1:42.070	74.06	0.910	17:00:27.771
8 -	34.594	113.1	1:07.247	73.8	1:41.841	74.23	0.681	17:02:09.612
9 -	34.635	109.4	1:07.065	73.7	1:41.700	74.33	0.540	17:03:51.312
10 -	34.708	110.9	1:07.183	74.8	1:41.891	74.19	0.731	17:05:33.203
11 -	34.237	112.7	1:06.923	74.8	1:41.160 (1)	74.73		17:07:14.363
12 -	34.791	107.7	1:07.988	75.5	1:42.779	73.55	1.619	17:08:57.142
13 -	34.437	112.2	1:07.838	72.2	1:42.275	73.91	1.115	17:10:39.417

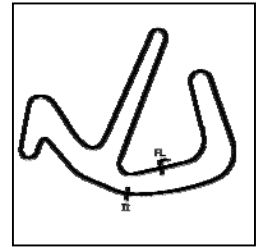
P6 9 B Andrew TART				Merlyn Mk9				
IDEAL LAP TIME : 1:41.124		BEST LAP TIME : 1:41.267		DIFFERENCE : 0.143				
LAP	SECTOR 1	SECTOR 2	LAP TIME	MPH	DIFF	TIME OF DAY		
1 -		111.8	1:08.148	74.9	1:48.817	69.47	7.550	16:50:14.483
2 -	34.902	113.3	1:07.687	75.4	1:42.589	73.69	1.322	16:51:57.072
3 -	34.719	112.7	1:07.769	75.5	1:42.488	73.76	1.221	16:53:39.560
4 -	34.314	114.7	1:07.420	74.9	1:41.734 (2)	74.31	0.467	16:55:21.294
5 -	34.828	111.8	1:08.295	73.9	1:43.123	73.31	1.856	16:57:04.417
6 -	34.663	115.5	1:07.519	74.4	1:42.182	73.98	0.915	16:58:46.599
7 -	34.602	115.3	1:07.300	75.1	1:41.902	74.18	0.635	17:00:28.501
8 -	34.567	115.7	1:07.315	74.7	1:41.882 (3)	74.20	0.615	17:02:10.383
9 -	34.570	115.7	1:07.397	75.6	1:41.967	74.14	0.700	17:03:52.350
10 -	34.335	115.7	1:07.569	74.6	1:41.904	74.18	0.637	17:05:34.254
11 -	34.457	114.7	1:06.810	75.5	1:41.267 (1)	74.65		17:07:15.521
12 -	34.602	113.7	1:07.514	75.4	1:42.116	74.03	0.849	17:08:57.637
13 -	34.514	115.7	1:07.485	75.7	1:41.999	74.11	0.732	17:10:39.636

Weather / Track : Cloudy / Dry

Anglesey International GP
 Circuit Length = 2.1000 miles
 Start: 16:48 Flag 17:09 End: 17:11

HSCC Historic Formula 3

RACE 19 - SECTOR ANALYSIS



SECTOR 1 = FL to I1, SECTOR 2 = I1 to FL, DIFF = Difference To Personal Best Lap, P = Crossed Finish Line in Pit Lane, D = Time Disallowed

P7		96 B		Keith MESSER		Vesey Ford		
IDEAL LAP TIME : 1:41.266		BEST LAP TIME : 1:41.527		DIFFERENCE : 0.261				
LAP	SECTOR 1	SECTOR 2	LAP TIME	MPH	DIFF	TIME OF DAY		
1 -		100.3	1:08.855	74.7	1:50.398	68.47	8.871	16:50:16.064
2 -	34.857	107.8	1:09.116	73.3	1:43.973	72.71	2.446	16:52:00.037
3 -	34.636	113.3	1:07.207	73.1	1:41.843 (3)	74.23	0.316	16:53:41.880
4 -	34.716	112.7	1:06.811	74.2	1:41.527 (1)	74.46		16:55:23.407
5 -	34.884	108.4	1:07.660	72.8	1:42.544	73.72	1.017	16:57:05.951
6 -	34.798	111.1	1:07.870	71.0	1:42.668	73.63	1.141	16:58:48.619
7 -	34.616	112.0	1:07.524	71.6	1:42.140	74.01	0.613	17:00:30.759
8 -	35.025	111.2	1:07.229	72.0	1:42.254	73.93	0.727	17:02:13.013
9 -	34.455	111.4	1:07.237	73.9	1:41.692 (2)	74.34	0.165	17:03:54.705
10 -	34.887	110.5	1:08.636	72.4	1:43.523	73.02	1.996	17:05:38.228
11 -	35.002	110.7	1:08.618	71.8	1:43.620	72.95	2.093	17:07:21.848
12 -	34.848	110.9	1:07.278	72.6	1:42.126	74.02	0.599	17:09:03.974
13 -	34.793	110.7	1:07.453	70.2	1:42.246	73.93	0.719	17:10:46.220

P8		34 B		Gil DUFFY		Brabham BT21B		
IDEAL LAP TIME : 1:49.023		BEST LAP TIME : 1:49.968		DIFFERENCE : 0.945				
LAP	SECTOR 1	SECTOR 2	LAP TIME	MPH	DIFF	TIME OF DAY		
1 -		98.3	1:13.043	66.1	1:58.435	63.83	8.467	16:50:24.101
2 -	37.858	100.7	1:12.568	67.3	1:50.426 (2)	68.46	0.458	16:52:14.527
3 -	38.416	100.4	1:12.234	67.5	1:50.650	68.32	0.682	16:54:05.177
4 -	38.472	99.1	1:13.149	64.7	1:51.621	67.72	1.653	16:55:56.798
5 -	38.371	99.1	1:13.650	67.8	1:52.021	67.48	2.053	16:57:48.819
6 -	38.168	99.5	1:12.453	67.5	1:50.621 (3)	68.34	0.653	16:59:39.440
7 -	37.866	102.1	1:12.102	67.9	1:49.968 (1)	68.74		17:01:29.408
8 -	38.006	91.9	1:15.506	66.0	1:53.512	66.60	3.544	17:03:22.920
9 -	38.044	97.5	1:13.856	66.8	1:51.900	67.56	1.932	17:05:14.820
10 -	39.512	98.6	1:12.770	68.4	1:52.282	67.33	2.314	17:07:07.102
11 -	38.340	101.3	1:14.137	69.9	1:52.477	67.21	2.509	17:08:59.579
12 -	36.921	100.9	1:13.824	67.0	1:50.745	68.26	0.777	17:10:50.324

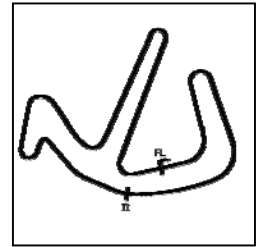
P9		60 I		Roger FOWLER		Lola T60		
IDEAL LAP TIME : 1:52.286		BEST LAP TIME : 1:52.382		DIFFERENCE : 0.096				
LAP	SECTOR 1	SECTOR 2	LAP TIME	MPH	DIFF	TIME OF DAY		
1 -		100.7	1:15.505	63.3	2:01.769	62.08	9.387	16:50:27.435
2 -	38.859	100.4	1:15.247	63.2	1:54.106	66.25	1.724	16:52:21.541
3 -	38.701	101.5	1:14.605	65.1	1:53.306	66.72	0.924	16:54:14.847
4 -	38.858	103.0	1:15.168	63.9	1:54.026	66.30	1.644	16:56:08.873
5 -	39.065	99.8	1:15.362	62.9	1:54.427	66.06	2.045	16:58:03.300
6 -	38.905	103.5	1:14.001	66.7	1:52.906 (2)	66.95	0.524	16:59:56.206
7 -	39.167	103.0	1:14.129	66.9	1:53.296	66.72	0.914	17:01:49.502
8 -	38.383	104.3	1:14.620	66.2	1:53.003 (3)	66.90	0.621	17:03:42.505
9 -	38.566	103.8	1:16.038	58.7	1:54.604	65.96	2.222	17:05:37.109
10 -	38.685	105.0	1:14.421	63.7	1:53.106	66.83	0.724	17:07:30.215
11 -	38.479	105.1	1:13.903	66.2	1:52.382 (1)	67.27		17:09:22.597
12 -	38.679	99.1	1:15.098	66.5	1:53.777	66.44	1.395	17:11:16.374

Weather / Track : Cloudy / Dry

Anglesey International GP
Circuit Length = 2.1000 miles
Start: 16:48 Flag 17:09 End: 17:11

HSCC Historic Formula 3

RACE 19 - SECTOR ANALYSIS



SECTOR 1 = FL to I1, SECTOR 2 = I1 to FL, DIFF = Difference To Personal Best Lap, P = Crossed Finish Line in Pit Lane, D = Time Disallowed

P10 16 B		Mark LINSTONE		Brabham BT21				
IDEAL LAP TIME : 1:41.324		BEST LAP TIME : 1:41.838		DIFFERENCE : 0.514				
LAP	SECTOR 1	SECTOR 2		LAP TIME	MPH	DIFF	TIME OF DAY	
1 -		108.2	1:08.465	73.2	1:49.434	69.08	7.596	16:50:15.100
2 -	35.449	108.0	1:07.577	73.4	1:43.026	73.37	1.188	16:51:58.126
3 -	34.993	110.5	1:07.125	73.9	1:42.118	74.03	0.280	16:53:40.244
4 -	34.995	110.1	1:07.720	70.4	1:42.715	73.60	0.877	16:55:22.959
5 -	35.061	110.1	1:07.093	73.3	1:42.154	74.00	0.316	16:57:05.113
6 -	35.250	108.9	1:06.739	74.2	1:41.989 (3)	74.12	0.151	16:58:47.102
7 -	35.095	109.6	1:06.805	73.7	1:41.900 (2)	74.19	0.062	17:00:29.002
8 -	35.086	110.1	1:06.752	74.4	1:41.838 (1)	74.23		17:02:10.840
9 -	34.585	110.9	1:07.480	74.3	1:42.065	74.07	0.227	17:03:52.905
10 -	34.954	109.1	1:07.552	68.9	1:42.506	73.75	0.668	17:05:35.411
11 -	35.957	100.6	IN PIT		1:52.658 P	67.10	10.820	17:07:28.069

Weather / Track : Cloudy / Dry

Results can be found at www.tsl-timing.com

Page 4 of 4

Anglesey International GP
 Circuit Length = 2.1000 miles
 Start: 16:48 Flag 17:09 End: 17:11

Printed - 17:13 Sunday, 14 July 2019

HSCC Historic Formula 3

RACE 19 - BEST SECTORS

SECTOR 1			SECTOR 2			IDEAL / BEST COMPARISON						
POS	NO	NAME	TIME	NO	NAME	TIME	POS	NO	NAME	IDEAL	BEST	DIFF
									PERFECT LAP	1:36.996		
1	22	ARMER	32.975	22	ARMER	1:04.021	1	22	ARMER	1:36.996	1:37.116	0.120
2	88	SCOTT	33.015	88	SCOTT	1:04.562	2	88	SCOTT	1:37.577	1:37.672	0.095
3	26	SEAMAN	33.577	26	SEAMAN	1:06.207	3	26	SEAMAN	1:39.784	1:40.020	0.236
4	6	BOSSON	34.237	2	SEWELL	1:06.537	4	2	SEWELL	1:40.787	1:40.878	0.091
5	2	SEWELL	34.250	16	LINSTONE	1:06.739	5	6	BOSSON	1:41.063	1:41.160	0.097
6	9	TART	34.314	9	TART	1:06.810	6	9	TART	1:41.124	1:41.267	0.143
7	96	MESSER	34.455	96	MESSER	1:06.811	7	96	MESSER	1:41.266	1:41.527	0.261
8	16	LINSTONE	34.585	6	BOSSON	1:06.826	8	16	LINSTONE	1:41.324	1:41.838	0.514
9	34	DUFFY	36.921	34	DUFFY	1:12.102	9	34	DUFFY	1:49.023	1:49.968	0.945
10	60	FOWLER	38.383	60	FOWLER	1:13.903	10	60	FOWLER	1:52.286	1:52.382	0.096

Weather / Track : Cloudy / Dry

Results can be found at www.tsl-timing.com

Anglesey International GP
 Circuit Length = 2.1000 miles
 Start: 16:48 Flag 17:09 End: 17:11

Printed - 17:14 Sunday, 14 July 2019

HSCC Historic Formula 3

RACE 19 - BEST SPEEDS

POS	INTERMEDIATE 1			INTERMEDIATE 2			FINISH LINE		
	NO	NAME	MPH	NO	NAME	MPH	NO	NAME	MPH
1	88	SCOTT	116.9				88	SCOTT	78.2
2	9	TART	115.7				22	ARMER	77.4
3	26	SEAMAN	114.5				26	SEAMAN	76.7
4	22	ARMER	113.5				2	SEWELL	75.8
5	6	BOSSON	113.3				9	TART	75.7
6	96	MESSER	113.3				6	BOSSON	75.5
7	2	SEWELL	110.9				96	MESSER	74.7
8	16	LINSTONE	110.9				16	LINSTONE	74.4
9	60	FOWLER	105.1				34	DUFFY	69.9
10	34	DUFFY	102.1				60	FOWLER	66.9

Weather / Track : Cloudy / Dry

Results can be found at www.tsl-timing.com

Anglesey International GP
Circuit Length = 2.1000 miles
Start: 16:48 Flag 17:09 End: 17:11

Printed - 17:14 Sunday, 14 July 2019

HSCC Historic Formula 3

RACE 19 - STATISTICS

Competitors Started 10
Planned Start 2019-07-14 @ 16:30:00.000
Actual Start 2019-07-14 @ 16:48:25.666
Finish Time 2019-07-14 @ 17:09:41.838
Track Length 2.1000mi.
Total Laps 126
Total Distance Covered 264.6000mi.

Session Fastest Lap History

NO	CL	NAME	LAP TIME	TIME OF DAY	LAP	VEHICLE
22	B	Simon ARMER	1:42.472	16:50:08.160	1	March 703
22	B	Simon ARMER	1:39.296	16:51:47.457	2	March 703
88	B	Michael SCOTT	1:38.773	16:51:47.997	2	Brabham BT28
22	B	Simon ARMER	1:38.399	16:53:25.855	3	March 703
22	B	Simon ARMER	1:38.008	16:55:03.864	4	March 703
88	B	Michael SCOTT	1:37.892	16:55:04.722	4	Brabham BT28
22	B	Simon ARMER	1:37.572	16:59:57.778	7	March 703
22	B	Simon ARMER	1:37.472	17:01:35.250	8	March 703
22	B	Simon ARMER	1:37.250	17:03:12.500	9	March 703
22	B	Simon ARMER	1:37.116	17:09:42.261	13	March 703

Session Leader History

NO	CL	NAME	FROM LAP	LAPS LED	DISTANCE	VEHICLE
22	B	Simon ARMER	1	13	27.30 miles	March 703

Flag History

TYPE	TIME OF DAY
GREEN	16:48:25.666
FINISH	17:09:41.838

Flag Statistics

TYPE	COUNT	TOTAL LAPS	TOTAL TIME
Green	1	13	22:57.102
Red	0	0	0.000
Safety Car	0	0	0.000
FCY	0	0	0.000

Weather / Track : Cloudy / Dry

These results are provisional until the conclusion of any judicial and technical matters.

Anglesey International GP

Circuit Length = 2.1000 miles

Start: 16:48 Flag 17:09 End: 17:11

Clerk Of Course : Julian Floyd

Timekeeper : Nick Palmer

HSCC Historic Formula 3

RACE 19 - STATISTICS

CLASS : B

9 Starters

Fastest Lap History

NO	NAME	LAP TIME	TIME OF DAY	LAP	VEHICLE
22	Simon ARMER	1:42.472	16:50:08.160	1	March 703
22	Simon ARMER	1:39.296	16:51:47.457	2	March 703
88	Michael SCOTT	1:38.773	16:51:47.997	2	Brabham BT28
22	Simon ARMER	1:38.399	16:53:25.855	3	March 703
22	Simon ARMER	1:38.008	16:55:03.864	4	March 703
88	Michael SCOTT	1:37.892	16:55:04.722	4	Brabham BT28
22	Simon ARMER	1:37.572	16:59:57.778	7	March 703
22	Simon ARMER	1:37.472	17:01:35.250	8	March 703
22	Simon ARMER	1:37.250	17:03:12.500	9	March 703
22	Simon ARMER	1:37.116	17:09:42.261	13	March 703

Leader History

NO	NAME	FROM LAP	LAPS LED	DISTANCE	VEHICLE
22	Simon ARMER	1	13	27.30 miles	March 703

Weather / Track : Cloudy / Dry

These results are provisional until the conclusion of any judicial and technical matters.

Anglesey International GP

Circuit Length = 2.1000 miles

Start: 16:48 Flag 17:09 End: 17:11

Clerk Of Course : Julian Floyd

Timekeeper : Nick Palmer

HSCC Historic Formula 3

RACE 19 - STATISTICS

CLASS : I

1 Starters

Fastest Lap History

NO	NAME	LAP TIME	TIME OF DAY	LAP	VEHICLE
60	Roger FOWLER	2:01.769	16:50:27.529	1	Lola T60
60	Roger FOWLER	1:54.106	16:52:21.635	2	Lola T60
60	Roger FOWLER	1:53.306	16:54:14.939	3	Lola T60
60	Roger FOWLER	1:52.906	16:59:56.295	6	Lola T60
60	Roger FOWLER	1:52.382	17:09:22.688	11	Lola T60

Leader History

NO	NAME	FROM LAP	LAPS LED	DISTANCE	VEHICLE
60	Roger FOWLER	1	12	25.20 miles	Lola T60

Weather / Track : Cloudy / Dry

These results are provisional until the conclusion of any judicial and technical matters.

Anglesey International GP
Circuit Length = 2.1000 miles
Start: 16:48 Flag 17:09 End: 17:11

Clerk Of Course : Julian Floyd	Timekeeper : Nick Palmer
--------------------------------	--------------------------