

Silverstone Finals Historic Race Meeting - 21 - 22 Oct 2017

HSCC Historic Formula 3 with Historic Formula Libre Qualifying for Race 4 - Classification

Sheet No:

POS	NO	DRIVER/S	CLASS		CAR MAKE / MODEL	TIME	ON	LAPS	GAP	DIFF	MPH
			CLASS	POS							
1	14	Jon Milicevic	B	1	Brabham BT21B	1:10.725	10	10			83.43
2	77	Mads Graven	FL	1	Palliser WDF1	1:11.221	9	9	0.496	0.496	82.85
3	25	Andrew Hibberd	B	2	Brabham BT18	1:11.313	8	9	0.588	0.092	82.74
4	88	Michael Scott	B	3	Brabham BT28	1:13.667	10	10	2.942	2.354	80.10
5	5	Mark Goodyear	FL	2	Lotus 59	1:14.132	9	9	3.407	0.465	79.59
6	61	Andy Jarvis	B	4	March 703	1:14.216	8	9	3.491	0.084	79.50
7	34	Jim Blockley	B	5	Chevron B17	1:14.332	9	9	3.607	0.116	79.38
8	69	Gregan Thruston	B	6	Brabham BT21B	1:14.928	4	7	4.203	0.596	78.75
9	46	Steve Smith	B	7	Chevron B15	1:15.107	9	9	4.382	0.179	78.56
10	16	Mark Linstone	B	8	Brabham BT21	1:15.567	9	9	4.842	0.460	78.08
11	99	Paul Kite	B	9	Brabham BT21	1:15.620	9	9	4.895	0.053	78.03
12	89	John Hutchison	FL	3	Crossle 14F	1:16.658	9	9	5.933	1.038	76.97
13	6	Leif Bosson	B	10	Brabham BT28	1:17.927	8	9	7.202	1.269	75.72
14	9	Andrew Tart	B	11	Merlyn Mk9	1:18.425	8	9	7.700	0.498	75.24
15	26	Steve Seaman	B	12	Brabham BT21	1:19.449	5	5	8.724	1.024	74.27
16	60	Roger Fowler	FL	4	Lola T60	1:26.425	7	8	15.700	6.976	68.27

Car 61 requires a working transponder - Regulation Q.12.2.1 refers.
A 30 second penalty will be applied if not working in the race.

Session Start: 10:04:32 - Finish: 10:16:34

Weather/Track Conditions: Cloud/Damp

Circuit: Silverstone National

Track Length: 2.638 Km - 1.6390 miles

These results are provisional until the conclusion of any judicial and technical matters.

Clerk of the Course:

Julian Floyd

Timekeeper:

Issued at:

Silverstone Finals Historic Race Meeting - 21 - 22 Oct 2017

HSCC Historic Formula 3 with Historic Formula Libre

Qualifying for Race 4 - Sector Analysis

5 Mark Goodyear (FL)					Lotus 59								
lap	Sect-1	Speed	Sect-2	Speed	Laptime	Pit	lap	Sect-1	Speed	Sect-2	Speed	Laptime	Pit
1	46.118	114.3	47.558	94.0	1:33.676		6	44.460	111.5	32.762	98.3	1:17.222	
2	45.682	109.3	32.240	101.3	1:17.922		7	44.292	108.1	31.989	103.1	1:16.281	
3	46.469	105.0	33.146	95.9	1:19.615		8	44.455	112.2	32.387	104.1	1:16.842	
4	45.721	99.3	32.788	103.4	1:18.509		9	42.724	113.4	31.408	108.9	1:14.132	
5	44.496	105.8	31.532	105.9	1:16.028		10						

6 Leif Bosson (B)					Brabham BT28								
lap	Sect-1	Speed	Sect-2	Speed	Laptime	Pit	lap	Sect-1	Speed	Sect-2	Speed	Laptime	Pit
1	47.936	93.1	33.183	100.3	1:21.119		6	48.454	91.3	33.995	95.3	1:22.449	
2	47.762	107.9	32.711	97.7	1:20.473		7	48.637	100.3	32.242	104.1	1:20.879	
3	47.795	100.9	34.499	98.5	1:22.294		8	45.634	103.4	32.293	101.8	1:17.927	
4	47.827	99.1	34.599	97.7	1:22.426		9	46.197	106.5	32.536	105.4	1:18.733	
5	48.836	101.4	33.815	99.3	1:22.651		10						

9 Andrew Tart (B)					Merlyn Mk9								
lap	Sect-1	Speed	Sect-2	Speed	Laptime	Pit	lap	Sect-1	Speed	Sect-2	Speed	Laptime	Pit
1	1:06.906	93.9	45.268	95.0	1:52.174		6	47.291	110.9	32.082	104.2	1:19.373	
2	48.414	94.1	33.218	100.3	1:21.632		7	45.895	106.5	32.548	100.9	1:18.443	
3	47.147	103.1	32.577	100.9	1:19.724		8	45.822	106.5	32.603	102.4	1:18.425	
4	48.114	104.7	33.010	100.3	1:21.124		9	46.062	105.5	33.161	98.7	1:19.223	
5	47.464	108.1	32.182	105.4	1:19.646		10						

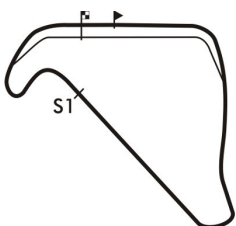
14 Jon Milicevic (B)					Brabham BT21B								
lap	Sect-1	Speed	Sect-2	Speed	Laptime	Pit	lap	Sect-1	Speed	Sect-2	Speed	Laptime	Pit
1	47.143	98.8	32.729	106.4	1:19.872		6	44.343	110.0	29.663	108.7	1:14.006	
2	44.294	108.1	30.396	106.2	1:14.690		7	42.329	109.3	29.464	110.2	1:11.793	
3	44.594	106.4	30.294	107.8	1:14.888		8	42.444	113.4	29.438	104.6	1:11.882	
4	43.283	105.8	29.793	108.0	1:13.076		9	42.374	108.9	29.349	109.4	1:11.723	
5	43.303	102.6	29.903	108.5	1:13.206		10	41.896	114.3	28.829	110.3	1:10.725	

16 Mark Linstone (B)					Brabham BT21								
lap	Sect-1	Speed	Sect-2	Speed	Laptime	Pit	lap	Sect-1	Speed	Sect-2	Speed	Laptime	Pit
1	51.140	91.3	34.259	92.5	1:25.399		6	47.476	100.8	32.351	95.2	1:19.827	
2	48.087	93.7	32.520	94.5	1:20.607		7	47.021	91.2	32.896	98.2	1:19.917	
3	47.519	92.4	33.238	92.5	1:20.757		8	46.213	102.5	31.112	101.2	1:17.325	
4	47.424	92.2	32.200	97.0	1:19.624		9	45.005	97.8	30.562	101.8	1:15.567	
5	46.938	96.7	32.533	94.9	1:19.471		10						

25 Andrew Hibberd (B)					Brabham BT18								
lap	Sect-1	Speed	Sect-2	Speed	Laptime	Pit	lap	Sect-1	Speed	Sect-2	Speed	Laptime	Pit
1	48.735	98.5	31.953	96.6	1:20.688		6	43.970	114.5	29.374	106.6	1:13.344	
2	45.411	105.5	31.524	101.8	1:16.935		7	43.838	113.2	29.263	105.4	1:13.101	
3	44.366	113.7	29.993	102.4	1:14.359		8	42.402	115.7	28.911	105.9	1:11.313	
4	43.683	106.5	32.148	98.3	1:15.831		9	42.237	116.1			1:39.835	
5	44.914	113.2	30.641	97.4	1:15.555		10						

26 Steve Seaman (B)					Brabham BT21								
lap	Sect-1	Speed	Sect-2	Speed	Laptime	Pit	lap	Sect-1	Speed	Sect-2	Speed	Laptime	Pit
1	1:06.900	68.1			1:51.801		4	1:03.247	89.2	37.342	83.9	1:40.589	
2	Out	96.8	32.883	101.3	5:28.718	P	5	47.280	107.5	32.169	105.6	1:19.449	
3	47.258	93.1	33.334	102.6	1:20.592		6						

34 Jim Blockley (B)					Chevron B17								
lap	Sect-1	Speed	Sect-2	Speed	Laptime	Pit	lap	Sect-1	Speed	Sect-2	Speed	Laptime	Pit
1	51.215	102.9	34.053	90.3	1:25.268		6	45.617	105.4	32.706	102.6	1:18.323	
2	49.477	106.7	32.650	97.0	1:22.127		7	44.778	110.6	31.839	103.1	1:16.617	
3	45.980	106.2	32.722	97.1	1:18.702		8	44.127	109.3	31.296	102.4	1:15.423	
4	46.188	102.8	32.397	100.6	1:18.585		9	43.831	111.5	30.501	104.9	1:14.332	
5	45.729	108.6	31.814	101.6	1:17.543		10						



Session Start: 10:04:32 - Finish: 10:16:34

Weather/Track Conditions: Cloud/Damp

Circuit: Silverstone National

Track Length: 2.638 Km - 1.6390 miles

Silverstone Finals Historic Race Meeting - 21 - 22 Oct 2017

HSCC Historic Formula 3 with Historic Formula Libre

Qualifying for Race 4 - Sector Analysis

46 Steve Smith (B)						Chevron B15							
Lap	Sect-1	Speed	Sect-2	Speed	Laptime	Pit	Lap	Sect-1	Speed	Sect-2	Speed	Laptime	Pit
1	54.882	84.7	33.634	97.3	1:28.516		6	45.226	114.5	30.919	105.7	1:16.145	
2	46.852	98.5	32.733	94.4	1:19.585		7	44.808	97.8	31.927	100.9	1:16.735	
3	47.263	97.7	31.828	101.3	1:19.091		8	45.067	114.1	30.782	105.1	1:15.849	
4	45.566	101.8	31.690	101.0	1:17.256		9	44.741	114.1	30.366	105.7	1:15.107	
5	45.312	105.5	31.470	102.9	1:16.782		10						

60 Roger Fowler (FL)						Lola T60							
Lap	Sect-1	Speed	Sect-2	Speed	Laptime	Pit	Lap	Sect-1	Speed	Sect-2	Speed	Laptime	Pit
1	1:02.322	82.2	38.327	85.0	1:40.649		5	54.483	81.4	36.741	86.0	1:31.224	
2	57.854	77.7	36.918	90.0	1:34.772		6	53.119	89.4	35.514	93.8	1:28.633	
3	53.338	81.4	37.213	88.9	1:30.551		7	51.573	87.3	34.852	92.9	1:26.425	
4	52.010	81.9	35.583	89.8	1:27.593		8	52.044	87.3	35.006	95.3	1:27.050	

61 Andy Jarvis (B)						March 703							
Lap	Sect-1	Speed	Sect-2	Speed	Laptime	Pit	Lap	Sect-1	Speed	Sect-2	Speed	Laptime	Pit
1					1:19.582		6					1:15.427	
2					1:17.062		7					1:15.451	
3					1:18.400		8					1:14.216	
4					1:17.895		9					1:14.557	
5					1:16.665		10						

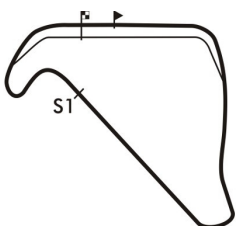
69 Gregan Thruston (B)						Brabham BT21B							
Lap	Sect-1	Speed	Sect-2	Speed	Laptime	Pit	Lap	Sect-1	Speed	Sect-2	Speed	Laptime	Pit
1	1:01.696	85.3	34.322	94.4	1:36.018		5	45.073	108.9	30.285	105.1	1:15.358	
2	49.248	105.0	31.659	99.9	1:20.907		6	45.376	110.2	30.310	105.2	1:15.686	
3	45.988	110.4	30.049	104.4	1:16.037		7	47.591	98.4			1:30.509	
4	44.880	110.4	30.048	106.1	1:14.928		8						

77 Mads Gravsen (FL)						Palliser WDF1							
Lap	Sect-1	Speed	Sect-2	Speed	Laptime	Pit	Lap	Sect-1	Speed	Sect-2	Speed	Laptime	Pit
1	55.275	88.5	33.751	103.6	1:29.026		6	43.082	110.4	30.676	95.2	1:13.758	
2	47.269	107.9	31.442	96.7	1:18.711		7	44.971	110.2	29.514	106.4	1:14.485	
3	46.571	106.9	29.831	104.9	1:16.402		8	43.614	109.8	30.194	105.4	1:13.808	
4	43.947	109.1	29.373	105.4	1:13.320		9	42.387	110.7	28.834	105.7	1:11.221	
5	44.074	94.8	31.280	106.1	1:15.354		10						

88 Michael Scott (B)						Brabham BT28							
Lap	Sect-1	Speed	Sect-2	Speed	Laptime	Pit	Lap	Sect-1	Speed	Sect-2	Speed	Laptime	Pit
1	47.145	103.2	31.041	102.1	1:18.186		6	45.336	106.7	40.405	100.1	1:25.741	
2	45.989	106.7	31.132	99.0	1:17.121		7	44.574	90.9	30.555	102.4	1:15.129	
3	45.188	108.8	30.709	100.7	1:15.897		8	44.329	108.6	30.090	101.5	1:14.419	
4	44.547	103.1	31.569	97.6	1:16.116		9	44.162	108.9	30.090	101.3	1:14.252	
5	46.885	104.4	30.724	101.2	1:17.609		10	43.538	104.7	30.129	104.7	1:13.667	

89 John Hutchison (FL)						Crossle 14F							
Lap	Sect-1	Speed	Sect-2	Speed	Laptime	Pit	Lap	Sect-1	Speed	Sect-2	Speed	Laptime	Pit
1	54.509	89.5	34.031	89.1	1:28.540		6	50.121	93.3	33.252	93.4	1:23.373	
2	49.945	93.2	34.243	90.3	1:24.188		7	47.975	96.0	32.675	93.7	1:20.650	
3	51.731	84.7	34.850	88.9	1:26.581		8	47.788	102.9	31.951	96.4	1:19.739	
4	49.900	94.1	34.055	87.5	1:23.955		9	45.587	108.4	31.071	95.2	1:16.658	
5	50.133	89.5	33.370	93.2	1:23.503		10						

99 Paul Kite (B)						Brabham BT21							
Lap	Sect-1	Speed	Sect-2	Speed	Laptime	Pit	Lap	Sect-1	Speed	Sect-2	Speed	Laptime	Pit
1	48.759	107.4	31.805	102.3	1:20.564		6	45.005	109.5	31.644	97.1	1:16.649	
2	47.304	104.4	30.806	101.3	1:18.110		7	46.579	110.4	30.259	102.0	1:16.838	
3	45.463	109.8	48.440	98.0	1:33.903		8	44.879	111.1	31.321	99.3	1:16.200	
4	45.028	103.6	31.213	102.6	1:16.241		9	44.656	110.6	30.964	103.2	1:15.620	
5	45.632	110.2	31.101	101.8	1:16.733		10						



Session Start: 10:04:32 - Finish: 10:16:34

Weather/Track Conditions: Cloud/Damp

Circuit: Silverstone National

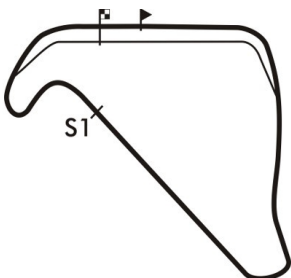
Track Length: 2.638 Km - 1.6390 miles

Silverstone Finals Historic Race Meeting - 21 - 22 Oct 2017

HSCC Historic Formula 3 with Historic Formula Libre

Qualifying for Race 4 - Best Sector Times

	SECTOR 1			SECTOR 2			IDEAL / BEST LAP COMPARISON					
	NO	TIME	LAP	NO	TIME	LAP	NO	NAME	BEST	IN	IDEAL	DIFF
1	14	41.896	10	14	28.829	10	14	Jon Milicevic	1:10.725	10	1:10.725	+0.000
2	25	42.237	9	77	28.834	9	77	Mads Graven	1:11.221	9	1:11.221	+0.000
3	77	42.387	9	25	28.911	8	25	Andrew Hbberd	1:11.313	8	1:11.148	+0.165
4	5	42.724	9	69	30.048	4	88	Michael Scott	1:13.667	10	1:13.628	+0.039
5	88	43.538	10	88	30.090	8	5	Mark Goodyear	1:14.132	9	1:14.132	+0.000
6	34	43.831	9	99	30.259	7	61	Andy Jarvis	1:14.216	8		+
7	99	44.656	9	46	30.366	9	34	Jim Blockley	1:14.332	9	1:14.332	+0.000
8	46	44.741	9	34	30.501	9	69	Gregan Thruston	1:14.928	4	1:14.928	+0.000
9	69	44.880	4	16	30.562	9	46	Steve Smith	1:15.107	9	1:15.107	+0.000
10	16	45.005	9	89	31.071	9	16	Mark Linstone	1:15.567	9	1:15.567	+0.000
11	89	45.587	9	5	31.408	9	99	Paul Kite	1:15.620	9	1:14.915	+0.705
12	6	45.634	8	9	32.082	6	89	John Hutchison	1:16.658	9	1:16.658	+0.000
13	9	45.822	8	26	32.169	5	6	Leif Bosson	1:17.927	8	1:17.876	+0.051
14	26	47.258	3	6	32.242	7	9	Andrew Tart	1:18.425	8	1:17.904	+0.521
15	60	51.573	7	60	34.852	7	26	Steve Seaman	1:19.449	5	1:19.427	+0.022
16	1			1			60	Roger Fowler	1:26.425	7	1:26.425	+0.000
17	61			61								



Session Start: 10:04:32 - Finish: 10:16:34
Weather/Track Conditions: Cloud/Damp
Circuit: Silverstone National
Track Length: 2.638 Km - 1.6390 miles

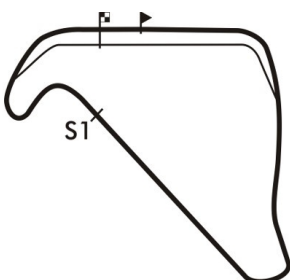


Silverstone Finals Historic Race Meeting - 21 - 22 Oct 2017

HSCC Historic Formula 3 with Historic Formula Libre

Qualifying for Race 4 - Best Sector Speeds

	NO	SECTOR 1	MPH	NO	SECTOR 2	MPH
1	25	Andrew Hbberd	116.1	14	Jon Milicevic	110.3
2	46	Steve Smith	114.5	5	Mark Goodyear	108.9
3	5	Mark Goodyear	114.3	25	Andrew Hbberd	106.6
4	14	Jon Milicevic	114.3	77	Mads Gravsén	106.4
5	34	Jim Blockley	111.5	69	Gregan Thruston	106.1
6	99	Paul Kite	111.1	46	Steve Smith	105.7
7	9	Andrew Tart	110.9	26	Steve Seaman	105.6
8	77	Mads Gravsén	110.7	6	Leif Bosson	105.4
9	69	Gregan Thruston	110.4	9	Andrew Tart	105.4
10	88	Michael Scott	108.9	34	Jim Blockley	104.9
11	89	John Hutchison	108.4	88	Michael Scott	104.7
12	6	Leif Bosson	107.9	99	Paul Kite	103.2
13	26	Steve Seaman	107.5	16	Mark Linstone	101.8
14	16	Mark Linstone	102.5	89	John Hutchison	96.4
15	60	Roger Fowler	89.4	60	Roger Fowler	95.3
16	1	Simon Armer	0.0	1	Simon Armer	0.0
17	61	Andy Jarvis	0.0	61	Andy Jarvis	0.0



Session Start: 10:04:32 - Finish: 10:16:34

Weather/Track Conditions: Cloud/Damp

Circuit: Silverstone National

Track Length: 2.638 Km - 1.6390 miles

Silverstone Finals Historic Race Meeting - 21 - 22 Oct 2017

HSCC Historic Formula 3 with Historic Formula Libre

Race 4 - Starting Grid

Sheet No:

Start Time : 15:15 - Heat Duration : 20 Minutes

8	16	60	Roger Fowler	15	26	Steve Seaman
7	14	9	Andrew Tart	13	6	Leif Bosson
6	12	89	John Hutchison	11	99	Paul Kite
5	10	16	Mark Linstone	9	46	Steve Smith
4	8	69	Gregan Thruston	7	34	Jim Blockley
3	6	61	Andy Jarvis	5	5	Mark Goodyear
2	4	88	Michael Scott	3	25	Andrew Hibberd
1	2	77	Mads Graven	1	14	Jon Milicevic
ROW	Pole Left					

These results are provisional until the conclusion of any judicial and technical matters.

Circuit: Silverstone National
Track Length: 2.638 Km - 1.6390 miles

Clerk of the Course:

Julian Floyd

Timekeeper:

Issued at:

Silverstone Finals Historic Race Meeting - 21 - 22 Oct 2017

HSCC Historic Formula 3 with Historic Formula Libre

Race 4 - Classification

Sheet No:

POS	NO	DRIVER/S	CLASS	CLASS POS	CAR MAKE / MODEL	TIME	LAPS	GAP	DIFF	MPH	BEST	ON
1	5	Mark Goodyear	FL	1	Lotus 59	20:34.244	19	-- 19 laps		90.83	1:03.969	10
2	25	Andrew Hibberd	B	1	Brabham BT18	20:37.847	19	3.603	3.603	90.56	1:04.215	17
3	14	Jon Milicevic	B	2	Brabham BT21B	20:37.921	19	3.677	0.074	90.56	1:04.176	17
4	46	Steve Smith	B	3	Chevron B15	21:08.619	19	34.375	30.698	88.37	1:05.335	10
5	77	Mads Graven	FL	2	Palliser WDF1	21:12.928	19	38.684	4.309	88.07	1:05.676	10
6	88	Michael Scott	B	4	Brabham BT28	21:22.511	19	48.267	9.583	87.41	1:05.895	10
7	34	Jim Blockley	B	5	Chevron B17	21:28.454	19	54.210	5.943	87.00	1:05.964	6
8	99	Paul Kite	B	6	Brabham BT21	21:28.555	19	54.311	0.101	87.00	1:06.381	11
9	16	Mark Linstone	B	7	Brabham BT21	21:29.070	19	54.826	0.515	86.97	1:06.654	15
10	61	Andy Jarvis	B	8	March 703	21:47.561	19	1:13.317	18.491	85.74	1:06.389	9
11	9	Andrew Tart	B	9	Merlyn Mk9	20:53.925	18	-- 18 laps	31.613	84.70	1:07.804	6
12	6	Leif Bosson	B	10	Brabham BT28	20:54.739	18	0.814	0.814	84.64	1:07.690	11
13	89	John Hutchison	FL	3	Crossle 14F	20:40.065	17	-- 17 laps	54.198	80.88	1:10.696	5
----- NOT CLASSIFIED -----												
DNF 60		Roger Fowler	FL		Lola T60	16:03.763	13	-- 13 laps	17.969	79.59	1:12.204	9
DNF 69		Gregan Thruston	B		Brabham BT21B	5:46.737	5	-- 5 laps --		85.08	1:07.358	3
DNF 26		Steve Seaman	B		Brabham BT21							

----- FASTEST LAP SUMMARY -----

NO	DRIVER/S	CLASS	CAR MAKE / MODEL	FASTEST LAP	ON	MPH
5	Mark Goodyear	FL	Lotus 59	1:03.969	10	92.24
14	Jon Milicevic	B	Brabham BT21B	1:04.176	17	91.94

Session Start: 15:12:44 - Finish: 15:33:18

Weather/Track Conditions: Cloud/Dry

Circuit: Silverstone National

Track Length: 2.638 Km - 1.6390 miles

These results are provisional until the conclusion of any judicial and technical matters.

Clerk of the Course: <div style="text-align: right;">Julian Floyd</div>	Timekeeper:	Issued at:
--	-------------	------------

Silverstone Finals Historic Race Meeting - 21 - 22 Oct 2017

HSCC Historic Formula 3 with Historic Formula Libre

Race 4 - Sector Analysis

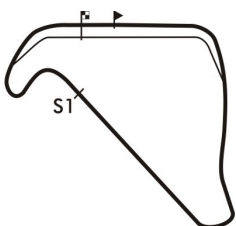
5 Mark Goodyear (FL)						Lotus 59					
Lap	Sect-1	Speed	Sect-2	Speed	Laptime Pit	Lap	Sect-1	Speed	Sect-2	Speed	Laptime Pit
1		117.7	27.075	119.6	1:09.280	11	37.770	128.1	26.705	119.6	1:04.475
2	38.437	114.9	26.901	122.7	1:05.338	12	37.758	127.1	26.431	119.6	1:04.189
3	37.630	127.6	27.024	121.6	1:04.654	13	38.318	126.4	26.810	122.0	1:05.128
4	37.874	117.7	27.254	122.0	1:05.128	14	37.609	126.4	26.774	118.1	1:04.383
5	37.607	127.1	26.689	122.0	1:04.296	15	37.773	126.6	26.608	118.1	1:04.381
6	37.276	127.1	26.889	114.4	1:04.165	16	38.048	126.4	26.762	122.2	1:04.810
7	37.893	123.6	26.863	122.0	1:04.756	17	37.749	123.1	27.768	120.9	1:05.517
8	37.559	121.1	28.197	118.3	1:05.756	18	37.964	126.1	26.781	119.8	1:04.745
9	37.672	127.1	27.040	121.8	1:04.712	19	38.029	127.1	26.533	122.7	1:04.562
10	37.296	126.1	26.673	119.1	1:03.969	20					

6 Leif Bosson (B)						Brabham BT28					
Lap	Sect-1	Speed	Sect-2	Speed	Laptime Pit	Lap	Sect-1	Speed	Sect-2	Speed	Laptime Pit
1		113.4	29.345	108.7	1:16.779	10	40.567	113.0	27.323	109.6	1:07.890
2	43.246	100.5	29.010	108.0	1:12.256	11	40.285	113.2	27.405	109.8	1:07.690
3	43.453	109.1	28.434	108.9	1:11.887	12	40.861	113.4	27.875	109.6	1:08.736
4	41.581	111.1	28.296	108.7	1:09.877	13	40.752	113.7	28.242	110.2	1:08.994
5	41.831	107.9	28.292	108.2	1:10.123	14	41.504	109.7	28.419	110.7	1:09.923
6	41.006	111.8	28.099	108.0	1:09.105	15	40.286	112.8	28.251	109.4	1:08.537
7	41.616	109.5	28.373	108.5	1:09.989	16	40.132	111.3	28.404	109.2	1:08.536
8	41.455	113.0	27.648	109.4	1:09.103	17	40.178	113.4	27.866	108.9	1:08.044
9	40.784	112.8	27.614	109.8	1:08.398	18	40.982	113.4	27.890	110.0	1:08.872

9 Andrew Tart (B)						Merlyn Mk9					
Lap	Sect-1	Speed	Sect-2	Speed	Laptime Pit	Lap	Sect-1	Speed	Sect-2	Speed	Laptime Pit
1		110.4	28.872	109.8	1:15.860	10	40.622	113.0	28.410	110.2	1:09.032
2	41.163	114.1	28.424	110.3	1:09.587	11	40.378	113.0	28.768	109.6	1:09.146
3	40.539	113.9	28.554	110.2	1:09.093	12	40.735	115.1	28.603	110.5	1:09.338
4	40.043	115.7	28.277	110.7	1:08.320	13	40.861	115.1	28.452	109.6	1:09.313
5	40.009	115.5	28.004	110.3	1:08.013	14	41.476	112.0	28.328	110.7	1:09.804
6	39.832	115.1	27.972	110.2	1:07.804	15	40.293	114.7	28.014	109.6	1:08.307
7	39.962	115.1	35.293	109.1	1:15.255	16	40.123	113.9	28.426	110.2	1:08.549
8	40.624	114.9	28.520	109.8	1:09.144	17	40.266	114.7	28.654	108.9	1:08.920
9	40.371	114.5	28.275	110.5	1:08.646	18	41.256	114.1	28.538	109.1	1:09.794

14 Jon Milicevic (B)						Brabham BT21B					
Lap	Sect-1	Speed	Sect-2	Speed	Laptime Pit	Lap	Sect-1	Speed	Sect-2	Speed	Laptime Pit
1		114.9	26.730	111.1	1:08.282	11	37.996	121.1	26.253	116.0	1:04.249
2	39.885	116.1	27.296	112.6	1:07.181	12	38.711	119.0	26.635	112.6	1:05.346
3	38.592	115.5	26.700	113.2	1:05.292	13	38.581	116.5	26.274	115.6	1:04.855
4	38.118	118.8	26.883	113.6	1:05.001	14	38.381	116.7	26.513	115.4	1:04.894
5	38.273	120.3	26.746	114.8	1:05.019	15	38.931	116.1	26.402	112.8	1:05.333
6	37.929	116.5	26.412	114.6	1:04.341	16	39.148	118.4	26.224	115.0	1:05.372
7	37.936	117.3	26.319	114.4	1:04.255	17	38.201	116.9	25.975	116.6	1:04.176
8	38.037	113.0	26.664	114.4	1:04.701	18	38.377	117.7	25.986	116.2	1:04.363
9	38.346	118.6	26.632	116.4	1:04.978	19	38.811	116.3	26.901	113.4	1:05.712
10	38.182	117.5	26.389	115.4	1:04.571	20					

16 Mark Linstone (B)						Brabham BT21					
Lap	Sect-1	Speed	Sect-2	Speed	Laptime Pit	Lap	Sect-1	Speed	Sect-2	Speed	Laptime Pit
1		111.8	28.092	110.0	1:14.308	11	40.412	115.3	26.828	111.5	1:07.240
2	40.797	110.7	27.467	110.5	1:08.264	12	39.743	115.1	27.923	105.4	1:07.666
3	39.988	115.1	27.537	109.8	1:07.525	13	41.429	113.2	26.794	110.9	1:08.223
4	40.284	113.9	27.349	109.6	1:07.633	14	39.768	113.6	27.385	108.3	1:07.153
5	39.789	110.6	27.387	109.6	1:07.176	15	39.724	113.7	26.930	111.8	1:06.654
6	39.852	113.6	27.401	108.5	1:07.253	16	40.426	111.8	27.970	111.1	1:08.396
7	40.105	111.8	27.427	108.5	1:07.532	17	40.121	115.7	26.936	111.7	1:07.057
8	40.546	112.2	27.443	109.8	1:07.989	18	40.313	112.0	27.098	109.4	1:07.411
9	40.404	112.0	27.134	110.2	1:07.538	19	39.626	113.4	27.284	110.3	1:06.910
10	40.134	112.2	27.008	110.5	1:07.142	20					



Session Start: 15:12:44 - Finish: 15:33:18

Weather/Track Conditions: Cloud/Dry

Circuit: Silverstone National

Track Length: 2.638 Km - 1.6390 miles

Silverstone Finals Historic Race Meeting - 21 - 22 Oct 2017

HSCC Historic Formula 3 with Historic Formula Libre

Race 4 - Sector Analysis

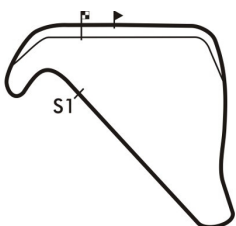
25 Andrew Hibberd (B)						Brabham BT18					
lap	Sect-1	Speed	Sect-2	Speed	Laptime Pit	lap	Sect-1	Speed	Sect-2	Speed	Laptime Pit
1			26.728	114.6	1:08.417	11	38.341	117.1	26.146	113.2	1:04.487
2	39.206	115.9	26.752	111.3	1:05.958	12	38.807	117.3	26.754	113.8	1:05.561
3	39.460	116.3	26.412	112.8	1:05.872	13	38.442	118.1	26.136	112.6	1:04.578
4	38.556	117.7	26.366	113.4	1:04.922	14	38.704	120.9	26.237	113.0	1:04.941
5	38.803	118.4	26.154	113.6	1:04.957	15	39.121	115.5	26.422	114.6	1:05.543
6	38.198	117.3	26.099	112.4	1:04.297	16	38.847	116.7	26.157	112.0	1:05.004
7	38.212	117.1	26.262	113.2	1:04.474	17	38.446	117.1	25.769	113.6	1:04.215
8	38.209	116.7	26.722	111.5	1:04.931	18	38.277	115.9	26.125	112.4	1:04.402
9	38.696	119.6	26.366	113.2	1:05.062	19	39.065	117.1	26.764	112.6	1:05.829
10	38.466	120.3	25.931	112.8	1:04.397	20					

26 Steve Seaman (B)						Brabham BT21					
lap	Sect-1	Speed	Sect-2	Speed	Laptime Pit	lap	Sect-1	Speed	Sect-2	Speed	Laptime Pit
1						11					
2						12					
3						13					
4						14					
5						15					
6						16					
7						17					
8						18					
9						19					
10						20					

34 Jim Blockley (B)						Chevron B17					
lap	Sect-1	Speed	Sect-2	Speed	Laptime Pit	lap	Sect-1	Speed	Sect-2	Speed	Laptime Pit
1		111.5	28.313	108.5	1:12.692	11	48.444	113.7	26.912	108.5	1:15.356
2	40.316	113.7	28.049	108.0	1:08.365	12	39.859	112.8	27.253	106.6	1:07.112
3	39.959	112.0	27.905	107.5	1:07.864	13	39.780	112.6	28.132	107.5	1:07.912
4	39.924	112.0	27.114	109.8	1:07.038	14	40.108	111.3	27.694	107.5	1:07.802
5	39.235	114.7	26.758	109.6	1:05.993	15	39.763	111.8	27.580	108.7	1:07.343
6	38.889	114.5	27.075	109.8	1:05.964	16	40.409	111.3	27.685	108.3	1:08.094
7	39.523	113.4	26.617	109.2	1:06.140	17	40.701	113.0	26.952	109.1	1:07.653
8	39.315	113.9	27.178	108.5	1:06.493	18	39.454	112.8	27.469	107.6	1:06.923
9	39.371	112.4	26.775	109.1	1:06.146	19	39.608	111.8	27.544	108.5	1:07.152
10	39.656	113.4	26.756	111.8	1:06.412	20					

46 Steve Smith (B)						Chevron B15					
lap	Sect-1	Speed	Sect-2	Speed	Laptime Pit	lap	Sect-1	Speed	Sect-2	Speed	Laptime Pit
1		116.1	27.770	109.6	1:12.755	11	39.053	118.6	26.704	113.6	1:05.757
2	39.831	113.9	27.472	112.8	1:07.303	12	40.271	116.9	27.095	113.8	1:07.366
3	39.868	117.1	27.076	113.8	1:06.944	13	39.528	116.9	26.971	113.2	1:06.499
4	39.799	117.3	27.144	113.8	1:06.943	14	39.550	116.5	27.059	113.0	1:06.609
5	39.804	116.9	27.133	114.0	1:06.937	15	39.117	116.1	27.147	112.0	1:06.264
6	39.353	116.9	26.951	113.8	1:06.304	16	39.009	113.4	27.228	112.8	1:06.237
7	39.092	116.7	26.775	113.6	1:05.867	17	39.154	116.5	26.945	112.8	1:06.099
8	39.075	117.3	26.939	113.4	1:06.014	18	39.107	116.3	27.250	112.2	1:06.357
9	39.088	116.7	26.748	113.8	1:05.836	19	39.806	116.9	27.387	112.8	1:07.193
10	38.857	117.5	26.478	114.8	1:05.335	20					

60 Roger Fowler (FL)						Lola T60					
lap	Sect-1	Speed	Sect-2	Speed	Laptime Pit	lap	Sect-1	Speed	Sect-2	Speed	Laptime Pit
1		101.2	29.988	102.8	1:19.919	8	43.028	101.7	29.496	103.6	1:12.524
2	43.778	104.5	30.267	104.2	1:14.045	9	42.824	102.0	29.380	102.9	1:12.204
3	43.738	101.2	29.873	103.1	1:13.611	10	43.658	102.1	29.882	102.6	1:13.540
4	44.716	95.5	30.487	99.8	1:15.203	11	43.115	105.5	29.810	99.0	1:12.925
5	44.165	97.0	29.945	102.3	1:14.110	12	44.229	103.9	29.914	103.7	1:14.143
6	43.895	101.2	29.986	98.7	1:13.881	13	43.379	102.0	30.000	100.7	1:13.379
7	43.482	102.8	30.797	98.7	1:14.279	14					



Session Start: 15:12:44 - Finish: 15:33:18
Weather/Track Conditions: Cloud/Dry
Circuit: Silverstone National
Track Length: 2.638 Km - 1.6390 miles



Silverstone Finals Historic Race Meeting - 21 - 22 Oct 2017

HSCC Historic Formula 3 with Historic Formula Libre

Race 4 - Sector Analysis

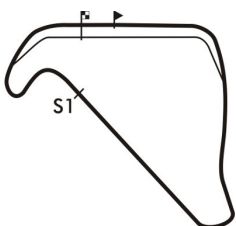
61 Andy Jarvis (B)						March 703					
lap	Sect-1	Speed	Sect-2	Speed	Laptime Pit	lap	Sect-1	Speed	Sect-2	Speed	Laptime Pit
1		110.7	27.901	107.3	1:13.088	11	40.089	108.4	27.416	106.8	1:07.505
2	40.603	111.5	27.537	109.4	1:08.140	12	40.128	112.8	27.886	103.9	1:08.014
3	40.710	108.8	27.456	106.8	1:08.166	13	40.997	108.4	26.758	106.2	1:07.755
4	40.643	108.8	28.051	104.6	1:08.694	14	40.063	108.8	26.853	106.4	1:06.916
5	40.744	108.1	27.772	104.2	1:08.516	15	40.307	110.0	26.908	110.3	1:07.215
6	40.721	107.9	26.886	104.9	1:07.607	16	40.634	97.0	27.582	108.5	1:08.216
7	40.341	108.1	27.019	105.6	1:07.360	17	40.576	113.0	26.914	108.7	1:07.490
8	40.024	109.3	26.770	106.4	1:06.794	18	40.690	109.5	27.010	108.5	1:07.700
9	39.889	110.9	26.500	107.1	1:06.389	19	41.000	84.1			1:25.249
10	40.129	108.4	26.618	106.4	1:06.747	20					

69 Gregan Thruston (B)						Brabham BT21B					
lap	Sect-1	Speed	Sect-2	Speed	Laptime Pit	lap	Sect-1	Speed	Sect-2	Speed	Laptime Pit
1		113.7	28.358	104.6	1:14.403	4	40.429	113.9	27.240	110.3	1:07.669
2	40.980	113.7	27.493	111.1	1:08.473	5	40.564	113.2	28.270	108.0	1:08.834
3	40.061	115.3	27.297	111.7	1:07.358	6					

77 Mads Gravsen (FL)						Palliser WDF1					
lap	Sect-1	Speed	Sect-2	Speed	Laptime Pit	lap	Sect-1	Speed	Sect-2	Speed	Laptime Pit
1		111.8	27.822	105.4	1:12.559	11	40.617	110.2	26.690	106.6	1:07.307
2	41.597	109.7	27.275	110.7	1:08.872	12	39.621	109.8	26.590	106.8	1:06.211
3	40.428	111.8	27.239	109.2	1:07.667	13	39.342	110.7	26.627	107.1	1:05.969
4	39.870	111.5	26.579	107.3	1:06.449	14	40.270	109.7	26.329	106.6	1:06.599
5	39.759	109.7	27.025	109.6	1:06.784	15	39.423	109.7	26.695	106.8	1:06.118
6	39.115	112.2	26.929	108.2	1:06.044	16	39.310	110.0	26.864	106.4	1:06.174
7	39.234	111.8	27.223	105.6	1:06.457	17	39.848	109.7	26.356	107.6	1:06.204
8	39.519	110.9	26.673	108.0	1:06.192	18	41.431	107.9	27.054	106.2	1:08.485
9	39.405	111.3	26.733	108.5	1:06.138	19	40.384	110.0	26.639	106.9	1:07.023
10	39.329	109.7	26.347	107.8	1:05.676	20					

88 Michael Scott (B)						Brabham BT28					
lap	Sect-1	Speed	Sect-2	Speed	Laptime Pit	lap	Sect-1	Speed	Sect-2	Speed	Laptime Pit
1		113.6	27.437	110.7	1:10.186	11	39.333	112.8	27.228	111.5	1:06.561
2	40.168	111.7	27.124	110.0	1:07.292	12	40.288	108.6	28.052	108.2	1:08.340
3	39.723	114.1	27.395	109.6	1:07.118	13	39.665	113.0	27.048	110.0	1:06.713
4	40.075	112.2	27.109	110.5	1:07.184	14	41.325	109.1	27.513	108.3	1:08.838
5	39.998	111.5	26.913	110.5	1:06.911	15	40.603	108.1	28.133	107.6	1:08.736
6	39.293	113.2	26.850	110.3	1:06.143	16	40.301	107.2	28.047	107.6	1:08.348
7	39.628	112.4	26.736	109.8	1:06.364	17	40.799	107.7	27.659	108.7	1:08.458
8	39.735	113.6	26.805	109.4	1:06.540	18	40.384	110.4	27.575	107.1	1:07.959
9	39.414	112.2	26.871	110.3	1:06.285	19	40.948	107.0	27.692	108.2	1:08.640
10	39.049	113.6	26.846	112.4	1:05.895	20					

89 John Hutchison (FL)						Crossle 14F					
lap	Sect-1	Speed	Sect-2	Speed	Laptime Pit	lap	Sect-1	Speed	Sect-2	Speed	Laptime Pit
1		103.4	29.496	107.6	1:16.502	10	42.613	107.4	29.998	99.9	1:12.611
2	43.369	102.3	28.939	110.9	1:12.308	11	43.283	103.1	30.423	102.1	1:13.706
3	42.836	102.9	29.029	107.8	1:11.865	12	42.166	106.0	32.095	99.9	1:14.261
4	43.966	105.0	29.352	110.3	1:13.318	13	42.905	105.4	29.206	108.3	1:12.111
5	41.784	110.7	28.912	107.1	1:10.696	14	42.320	107.2	28.588	104.1	1:10.908
6	42.140	101.8	29.495	104.1	1:11.635	15	44.725	77.4	31.233	99.3	1:15.958
7	43.096	100.2	29.567	107.1	1:12.663	16	43.396	103.7	29.467	104.1	1:12.863
8	42.283	94.0	29.263	105.4	1:11.546	17	43.945	101.8	30.597	96.9	1:14.542
9	42.215	103.9	30.357	92.8	1:12.572	18					



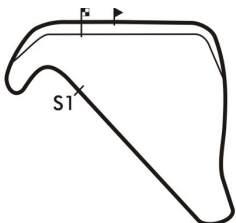
Session Start: 15:12:44 - Finish: 15:33:18
Weather/Track Conditions: Cloud/Dry
Circuit: Silverstone National
Track Length: 2.638 Km - 1.6390 miles

Silverstone Finals Historic Race Meeting - 21 - 22 Oct 2017

HSCC Historic Formula 3 with Historic Formula Libre

Race 4 - Sector Analysis

99 Paul Kite (B)						Brabham BT21					
Lap	Sect-1	Speed	Sect-2	Speed	Laptime Pit	Lap	Sect-1	Speed	Sect-2	Speed	Laptime Pit
1		113.7	27.932	110.3	1:13.259	11	39.876	113.4	26.505	108.9	1:06.381
2	40.875	110.4	27.751	106.2	1:08.626	12	40.112	113.0	28.087	105.6	1:08.199
3	40.361	112.8	27.334	109.6	1:07.695	13	40.877	114.1	26.873	110.0	1:07.750
4	40.413	111.3	26.939	108.3	1:07.352	14	40.138	112.6	26.776	108.0	1:06.914
5	40.387	111.7	27.001	107.8	1:07.388	15	39.666	112.6	27.309	109.2	1:06.975
6	40.898	109.8	27.223	108.2	1:08.121	16	40.565	101.8	27.420	108.0	1:07.985
7	39.962	113.9	27.419	106.9	1:07.381	17	40.841	111.5	26.908	109.6	1:07.749
8	40.639	112.2	27.269	107.8	1:07.908	18	39.547	113.9	27.344	109.4	1:06.891
9	40.636	113.6	27.056	110.9	1:07.692	19	39.857	113.4	27.318	110.0	1:07.175
10	39.910	114.7	27.204	110.2	1:07.114	20					

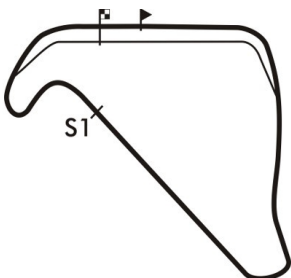


Silverstone Finals Historic Race Meeting - 21 - 22 Oct 2017

HSCC Historic Formula 3 with Historic Formula Libre

Race 4 - Best Sector Times

	SECTOR 1			SECTOR 2			IDEAL / BEST LAP COMPARISON					
	NO	TIME	LAP	NO	TIME	LAP	NO	NAME	BEST	IN	IDEAL	DIFF
1	5	37.276	6	25	25.769	17	5	Mark Goodyear	1:03.969	10	1:03.707	+0.262
2	14	37.929	6	14	25.975	17	14	Jon Milicevic	1:04.176	17	1:03.904	+0.272
3	25	38.198	6	77	26.329	14	25	Andrew Hbberd	1:04.215	17	1:03.967	+0.248
4	46	38.857	10	5	26.431	12	46	Steve Smith	1:05.335	10	1:05.335	+0.000
5	34	38.889	6	46	26.478	10	77	Mads Gravsen	1:05.676	10	1:05.444	+0.232
6	88	39.049	10	61	26.500	9	88	Michael Scott	1:05.895	10	1:05.785	+0.110
7	77	39.115	6	99	26.505	11	34	Jim Blockley	1:05.964	6	1:05.506	+0.458
8	99	39.547	18	34	26.617	7	99	Paul Kite	1:06.381	11	1:06.052	+0.329
9	16	39.626	19	88	26.736	7	61	Andy Jarvis	1:06.389	9	1:06.389	+0.000
10	9	39.832	6	16	26.794	13	16	Mark Linstone	1:06.654	15	1:06.420	+0.234
11	61	39.889	9	69	27.240	4	6	Leif Bosson	1:07.690	11	1:07.455	+0.235
12	69	40.061	3	6	27.323	10	9	Andrew Tart	1:07.804	6	1:07.804	+0.000
13	6	40.132	16	9	27.972	6	89	John Hutchison	1:10.696	5	1:10.372	+0.324
14	89	41.784	5	89	28.588	14	69	Gregan Thruston	1:07.358	3	1:07.301	+0.057
15	60	42.824	9	60	29.380	9	60	Roger Fowler	1:12.204	9	1:12.204	+0.000
16	26			26			26	Steve Seaman				+



Session Start: 15:12:44 - Finish: 15:33:18
Weather/Track Conditions: Cloud/Dry
Circuit: Silverstone National
Track Length: 2.638 Km - 1.6390 miles

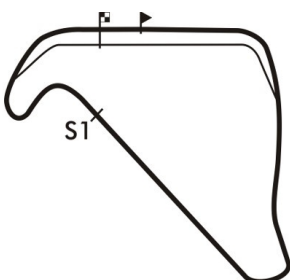


Silverstone Finals Historic Race Meeting - 21 - 22 Oct 2017

HSCC Historic Formula 3 with Historic Formula Libre

Race 4 - Best Sector Speeds

	NO	SECTOR 1	MPH	NO	SECTOR 2	MPH
1	5	Mark Goodyear	128.1	5	Mark Goodyear	122.7
2	14	Jon Milicevic	121.1	14	Jon Milicevic	116.6
3	25	Andrew Hbberd	120.9	46	Steve Smith	114.8
4	46	Steve Smith	118.6	25	Andrew Hbberd	114.6
5	9	Andrew Tart	115.7	88	Michael Scott	112.4
6	16	Mark Linstone	115.7	16	Mark Linstone	111.8
7	69	Gregan Thruston	115.3	34	Jim Blockley	111.8
8	34	Jim Blockley	114.7	69	Gregan Thruston	111.7
9	99	Paul Kite	114.7	89	John Hutchison	110.9
10	88	Michael Scott	114.1	99	Paul Kite	110.9
11	6	Leif Bosson	113.7	6	Leif Bosson	110.7
12	61	Andy Jarvis	113.0	9	Andrew Tart	110.7
13	77	Mads Gravsén	112.2	77	Mads Gravsén	110.7
14	89	John Hutchison	110.7	61	Andy Jarvis	110.3
15	60	Roger Fowler	105.5	60	Roger Fowler	104.2
16	26	Steve Seaman	0.0	26	Steve Seaman	0.0



Session Start: 15:12:44 - Finish: 15:33:18
Weather/Track Conditions: Cloud/Dry
Circuit: Silverstone National
Track Length: 2.638 Km - 1.6390 miles

Silverstone Finals Historic Race Meeting - 21 - 22 Oct 2017

HSCC Historic Formula 3 with Historic Formula Libre

Race 4 - Lap Chart

Lap 1			Lap 2			Lap 3			Lap 4			Lap 5			Lap 6		
NO	Behind	Laptime	NO	Behind	Laptime	NO	Behind	Laptime	NO	Behind	Laptime	NO	Behind	Laptime	NO	Behind	Laptime
14		1:08.282	25		1:05.958	5		1:04.654	5		1:05.128	5		1:04.296	5		1:04.165
25	0.135	1:08.417	5	0.243	1:05.338	25	0.975	1:05.872	25	0.769	1:04.922	25	1.430	1:04.957	25	1.562	1:04.297
5	0.998	1:09.280	14	1.088	1:07.181	14	1.483	1:05.292	14	1.356	1:05.001	14	2.079	1:05.019	14	2.255	1:04.341
88	1.904	1:10.186	88	3.103	1:07.292	88	5.324	1:07.118	88	7.380	1:07.184	88	9.995	1:06.911	88	11.973	1:06.143
77	4.277	1:12.559	46	5.683	1:07.303	46	7.730	1:06.944	46	9.545	1:06.943	46	12.186	1:06.937	46	14.325	1:06.304
34	4.410	1:12.692	34	6.682	1:08.365	34	9.649	1:07.864	77	11.147	1:06.449	34	13.256	1:05.993	34	15.055	1:05.964
46	4.473	1:12.755	61	6.853	1:08.140	77	9.826	1:07.667	34	11.559	1:07.038	77	13.635	1:06.784	77	15.514	1:06.044
61	4.806	1:13.088	77	7.056	1:08.872	61	10.122	1:08.166	99	12.532	1:07.352	99	15.624	1:07.388	16	19.298	1:07.253
99	4.977	1:13.259	99	7.510	1:08.626	99	10.308	1:07.695	16	13.330	1:07.633	16	16.210	1:07.176	99	19.580	1:08.121
16	6.026	1:14.308	16	8.197	1:08.264	16	10.825	1:07.525	69	13.503	1:07.669	61	17.908	1:08.516	61	21.350	1:07.607
69	6.121	1:14.403	69	8.501	1:08.473	69	10.962	1:07.358	61	13.688	1:08.694	69	18.041	1:08.834	9	25.816	1:07.804
9	7.578	1:15.860	9	11.072	1:09.587	9	15.268	1:09.093	9	18.460	1:08.320	9	22.177	1:08.013	6	37.166	1:09.105
89	8.220	1:16.502	89	14.435	1:12.308	89	21.403	1:11.865	6	26.399	1:09.877	6	32.226	1:10.123	89	43.463	1:11.635
6	8.497	1:16.779	6	14.660	1:12.256	6	21.650	1:11.887	89	29.593	1:13.318	89	35.993	1:10.696	60	57.908	1:13.881
60	11.637	1:19.919	60	19.589	1:14.045	60	28.303	1:13.611	60	38.378	1:15.203	60	48.192	1:14.110			

Session Start: 15:12:44 - Finish: 15:33:18

Weather/Track Conditions: Cloud/Dry

Circuit: Silverstone National

Track Length: 2.638 Km - 1.6390 miles

Silverstone Finals Historic Race Meeting - 21 - 22 Oct 2017

HSCC Historic Formula 3 with Historic Formula Libre

Race 4 - Lap Chart

Lap 7			Lap 8			Lap 9			Lap 10			Lap 11			Lap 12		
NO	Behind	Laptime	NO	Behind	Laptime	NO	Behind	Laptime	NO	Behind	Laptime	NO	Behind	Laptime	NO	Behind	Laptime
5		1:04.756	5		1:05.756	5		1:04.712	5		1:03.969	5		1:04.475	5		1:04.189
25	1.280	1:04.474	25	0.455	1:04.931	25	0.805	1:05.062	89	1 LAP	1:12.572	25	1.245	1:04.487	14	2.498	1:05.346
14	1.754	1:04.255	14	0.699	1:04.701	14	0.965	1:04.978	25	1.233	1:04.397	14	1.341	1:04.249	25	2.617	1:05.561
88	13.581	1:06.364	60	1 LAP	1:14.279	60	1 LAP	1:12.524	14	1.567	1:04.571	89	1 LAP	1:12.611	89	1 LAP	1:13.706
46	15.436	1:05.867	88	14.365	1:06.540	88	15.938	1:06.285	60	1 LAP	1:12.204	46	19.466	1:05.757	46	22.643	1:07.366
34	16.439	1:06.140	46	15.694	1:06.014	46	16.818	1:05.836	88	17.864	1:05.895	88	19.950	1:06.561	88	24.101	1:08.340
77	17.215	1:06.457	34	17.176	1:06.493	34	18.610	1:06.146	46	18.184	1:05.335	77	23.616	1:07.307	77	25.638	1:06.211
16	22.074	1:07.532	77	17.651	1:06.192	77	19.077	1:06.138	77	20.784	1:05.676	60	1 LAP	1:13.540	34	34.857	1:07.112
99	22.205	1:07.381	16	24.307	1:07.989	61	26.669	1:06.389	34	21.053	1:06.412	34	31.934	1:15.356	60	1 LAP	1:12.925
61	23.954	1:07.360	99	24.357	1:07.908	16	27.133	1:07.538	61	29.447	1:06.747	99	32.388	1:06.381	61	36.302	1:08.014
9	36.315	1:15.255	61	24.992	1:06.794	99	27.337	1:07.692	16	30.306	1:07.142	61	32.477	1:07.505	99	36.398	1:08.199
6	42.399	1:09.989	9	39.703	1:09.144	9	43.637	1:08.646	99	30.482	1:07.114	16	33.071	1:07.240	16	36.548	1:07.666
89	51.370	1:12.663	6	45.746	1:09.103	6	49.432	1:08.398	9	48.700	1:09.032	9	53.371	1:09.146	9	58.520	1:09.338
			89	57.160	1:11.546				6	53.353	1:07.890	6	56.568	1:07.690	6	1:01.115	1:08.736

Session Start: 15:12:44 - Finish: 15:33:18

Weather/Track Conditions: Cloud/Dry

Circuit: Silverstone National

Track Length: 2.638 Km - 1.6390 miles

Silverstone Finals Historic Race Meeting - 21 - 22 Oct 2017

HSCC Historic Formula 3 with Historic Formula Libre

Race 4 - Lap Chart

Lap 13			Lap 14			Lap 15			Lap 16			Lap 17			Lap 18		
NO	Behind	Laptime	NO	Behind	Laptime	NO	Behind	Laptime	NO	Behind	Laptime	NO	Behind	Laptime	NO	Behind	Laptime
5		1:05.128	5		1:04.383	5		1:04.381	5		1:04.810	5		1:05.517	5		1:04.745
25	2.067	1:04.578	6	1 LAP	1:08.994	14	3.688	1:05.333	25	3.981	1:05.004	25	2.679	1:04.215	25	2.336	1:04.402
14	2.225	1:04.855	25	2.625	1:04.941	9	1 LAP	1:09.804	14	4.250	1:05.372	14	2.909	1:04.176	14	2.527	1:04.363
46	24.014	1:06.499	14	2.736	1:04.894	25	3.787	1:05.543	9	1 LAP	1:08.307	9	1 LAP	1:08.549	9	1 LAP	1:08.920
88	25.686	1:06.713	46	26.240	1:06.609	6	1 LAP	1:09.923	6	1 LAP	1:08.537	6	1 LAP	1:08.536	6	1 LAP	1:08.044
77	26.479	1:05.969	77	28.695	1:06.599	46	28.123	1:06.264	46	29.550	1:06.237	46	30.132	1:06.099	46	31.744	1:06.357
89	1 LAP	1:14.261	88	30.141	1:08.838	77	30.432	1:06.118	77	31.796	1:06.174	77	32.483	1:06.204	77	36.223	1:08.485
34	37.641	1:07.912	89	1 LAP	1:12.111	88	34.496	1:08.736	88	38.034	1:08.348	88	40.975	1:08.458	88	44.189	1:07.959
61	38.929	1:07.755	34	41.060	1:07.802	89	1 LAP	1:10.908	34	47.306	1:08.094	34	49.442	1:07.653	34	51.620	1:06.923
99	39.020	1:07.750	61	41.462	1:06.916	34	44.022	1:07.343	99	47.320	1:07.985	99	49.552	1:07.749	99	51.698	1:06.891
16	39.643	1:08.223	99	41.551	1:06.914	99	44.145	1:06.975	61	47.702	1:08.216	61	49.675	1:07.490	16	52.478	1:07.411
60	1 LAP	1:14.143	16	42.413	1:07.153	61	44.296	1:07.215	16	48.272	1:08.396	16	49.812	1:07.057	61	52.630	1:07.700
9	1:02.705	1:09.313	60	1 LAP	1:13.379	16	44.686	1:06.654	89	1 LAP	1:15.958	89	1 LAP	1:12.863			

Session Start: 15:12:44 - Finish: 15:33:18

Weather/Track Conditions: Cloud/Dry

Circuit: Silverstone National

Track Length: 2.638 Km - 1.6390 miles

Silverstone Finals Historic Race Meeting - 21 - 22 Oct 2017

HSCC Historic Formula 3 with Historic Formula Libre

Race 4 - Lap Chart

Lap 19		
NO	Behind	Laptime
5		1:04.562
25	3.603	1:05.829
14	3.677	1:05.712
89	2 LAPS	1:14.542
9	1 LAP	1:09.794
6	1 LAP	1:08.872
46	34.375	1:07.193
77	38.684	1:07.023
88	48.267	1:08.640
34	54.210	1:07.152
99	54.311	1:07.175
16	54.826	1:06.910
61	1:13.317	1:25.249

Session Start: 15:12:44 - Finish: 15:33:18
Weather/Track Conditions: Cloud/Dry
Circuit: Silverstone National
Track Length: 2.638 Km - 1.6390 miles