



HSCC HISTORIC FORMULA 3 WITH CLASSIC RACING CARS & HISTORIC FORMULA JUNIOR

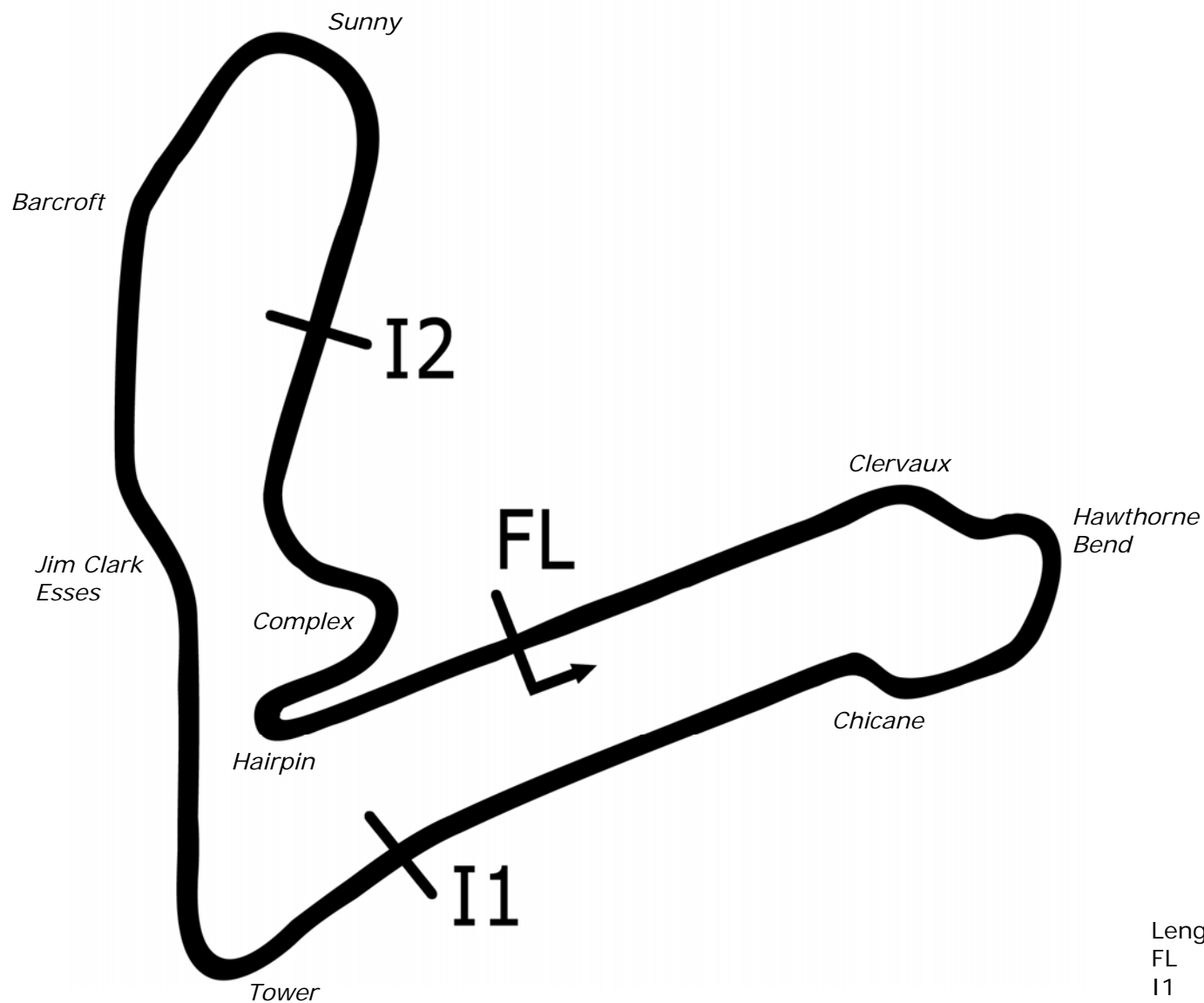
Croft Circuit

3rd / 4th August 2019



Results Provided by Timing Solutions Ltd
www.tsl-timing.com

Croft



Length	2.1250 miles	3419.9 m	
FL		54.45541 N	1.55556 W
I1	1088m	54.45396 N	1.55399 W
I2	2562m	54.45536 N	1.56054 W
Pit Entry	3280m	54.44542 N	1.55562 W
Pit Exit	126m after FL	54.45656 N	1.55518 W
Pit Entry–Pit Exit	268m, 16.0s @60kph,	12.0s @80kph	

All results available at www.tsl-timing.com

Sheet No:	Issue Time:
-----------	-------------



Croft Retro and Classic Weekend

HSCC Historic Formula 3 with Classic Racing Cars and Historic Formula Junior

QUALIFYING - RACE 6 - CLASSIFICATION

POS	NO	CL	PIC NAME	ENTRY	TIME	ON	LAPS	GAP	DIFF	MPH
1	91	B	1 Jonathan HUGHES	Merlyn Mk14A	1:28.883	3	7			86.06
2	22	B	2 Simon ARMER	March 703	1:30.917	8	9	2.034	2.034	84.14
3	6	B	3 Leif BOSSON	Brabham BT28	1:32.459	8	9	3.576	1.542	82.74
4	26	B	4 Steve SEAMAN	Brabham BT21	1:34.062	4	9	5.179	1.603	81.33
5	45	CRF	1 Peter HAMILTON	Lotus 51	1:34.394	9	9	5.511	0.332	81.04
6	9	B	5 Andrew TART	Merlyn Mk9	1:35.354	8	9	6.471	0.960	80.22
7	2	B	6 Barry SEWELL	Lotus 41	1:36.139	8	8	7.256	0.785	79.57
8	16	B	7 Mark LINSTONE	Brabham BT21B	1:37.757	2	8	8.874	1.618	78.25
9	60	I	1 Roger FOWLER	Lola T60	1:45.322	7	7	16.439	7.565	72.63
10	14	B	8 Simon ETHERINGTON	Brabham BT15	1:45.677	6	6	16.794	0.355	72.39
11	65	CRE	1 George COOPER	Cooper T59	1:51.585	3	4	22.702	5.908	68.55
12	77	JD1	1 Vern WILLIAMSON	Lynx T3	2:06.548	1	6	37.665	14.963	60.45

Weather / Track : Cloudy / Dry

These results are provisional until the conclusion of any judicial and technical matters.

Croft

Circuit Length = 2.1250 miles

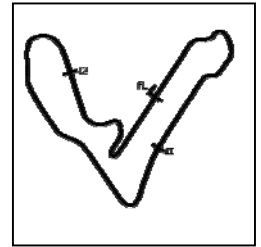
Start: 11:48 Flag 12:03 End: 12:05

Clerk Of Course : Julian Floyd	Steward :	Timekeeper : Nick Palmer
--------------------------------	-----------	--------------------------

Croft Retro and Classic Weekend

HSCC Historic Formula 3 with Classic Racing Cars and Historic Formula Junior

QUALIFYING - RACE 6 - SECTOR ANALYSIS



SECTOR 1 = FL to I1, SECTOR 2 = I1 to I2, SECTOR 3 = I2 to FL, DIFF = Difference To Personal Best Lap, P = Crossed Finish Line in Pit Lane, D = Time Disallowed

P1		91 B		Jonathan HUGHES			Merlyn Mk14A				
IDEAL LAP TIME : 1:28.791		BEST LAP TIME : 1:28.883			DIFFERENCE : 0.092						
LAP	SECTOR 1		SECTOR 2		SECTOR 3		LAP TIME	MPH	DIFF	TIME OF DAY	
1 -	29.098	108.0	39.030	95.4	25.563	94.8	1:33.691	81.65	4.808	11:52:25.990	
2 -	27.882	109.8	36.809	98.2	24.860	94.4	1:29.551 (3)	85.42	0.668	11:53:55.541	
3 -	27.508	113.1	36.699	98.1	24.676	95.0	1:28.883 (1)	86.06		11:55:24.424	
4 -	27.494	109.6	36.789	96.6	25.374	93.9	1:29.657	85.32	0.774	11:56:54.081	
5 -	29.348	108.0	37.386	94.6	24.810	94.2	1:31.544	83.56	2.661	11:58:25.625	
6 -	27.498	111.1	37.359	96.8	24.598	94.4	1:29.455 (2)	85.51	0.572	11:59:55.080	
7 -	27.707	109.2	41.677	67.0	IN PIT		1:44.116 P	73.47	15.233	12:01:39.196	

P2		22 B		Simon ARMER			March 703				
IDEAL LAP TIME : 1:30.765		BEST LAP TIME : 1:30.917			DIFFERENCE : 0.152						
LAP	SECTOR 1		SECTOR 2		SECTOR 3		LAP TIME	MPH	DIFF	TIME OF DAY	
1 -	29.863	105.0	38.016	94.5	25.964	92.5	1:33.843	81.52	2.926	11:52:04.796	
2 -	29.143	105.5	37.642	95.4	25.689	92.9	1:32.474	82.72	1.557	11:53:37.270	
3 -	29.056	106.6	37.390	95.5	25.630	92.5	1:32.076	83.08	1.159	11:55:09.346	
4 -	29.855	103.8	37.490	94.5	25.494	94.5	1:32.839	82.40	1.922	11:56:42.185	
5 -	28.508	106.3	37.244	96.1	25.499	93.2	1:31.251 (2)	83.83	0.334	11:58:13.436	
6 -	28.337	106.3	37.688	94.1	25.566	93.0	1:31.591	83.52	0.674	11:59:45.027	
7 -	28.332	106.5	37.200	96.8	25.848	92.9	1:31.380 (3)	83.71	0.463	12:01:16.407	
8 -	28.356	107.2	37.147	97.2	25.414	93.5	1:30.917 (1)	84.14		12:02:47.324	
9 -	29.158	107.3	37.216	96.5	25.286	93.6	1:31.660	83.46	0.743	12:04:18.984	

P3		6 B		Leif BOSSON			Brabham BT28				
IDEAL LAP TIME : 1:32.097		BEST LAP TIME : 1:32.459			DIFFERENCE : 0.362						
LAP	SECTOR 1		SECTOR 2		SECTOR 3		LAP TIME	MPH	DIFF	TIME OF DAY	
1 -	29.508	107.0	38.698	95.0	25.393	95.2	1:33.599	81.73	1.140	11:52:07.376	
2 -	28.863	108.5	38.314	95.5	25.632	94.5	1:32.809 (2)	82.42	0.350	11:53:40.185	
3 -	29.007	108.5	38.423	95.0	26.069	95.6	1:33.499	81.82	1.040	11:55:13.684	
4 -	28.894	108.5	39.923	93.2	25.831	95.4	1:34.648	80.82	2.189	11:56:48.332	
5 -	29.138	108.4	38.811	92.9	26.072	94.4	1:34.021	81.36	1.562	11:58:22.353	
6 -	29.062	108.2	39.977	93.8	25.644	94.1	1:34.683	80.79	2.224	11:59:57.036	
7 -	28.525	109.6	38.683	90.5	26.036	94.4	1:33.244 (3)	82.04	0.785	12:01:30.280	
8 -	28.520	109.2	38.196	94.6	25.743	95.4	1:32.459 (1)	82.74		12:03:02.739	
9 -	28.508	109.2	39.386	94.2	25.890	93.5	1:33.784	81.57	1.325	12:04:36.523	

P4		26 B		Steve SEAMAN			Brabham BT21				
IDEAL LAP TIME : 1:33.833		BEST LAP TIME : 1:34.062			DIFFERENCE : 0.229						
LAP	SECTOR 1		SECTOR 2		SECTOR 3		LAP TIME	MPH	DIFF	TIME OF DAY	
1 -	33.013	95.1	41.595	92.8	27.512	89.5	1:42.120	74.91	8.058	11:52:23.505	
2 -	30.644	99.8	40.071	94.1	26.924	90.9	1:37.639	78.35	3.577	11:54:01.144	
3 -	29.569	106.1	40.073	89.0	26.587	92.9	1:36.229	79.49	2.167	11:55:37.373	
4 -	29.444	106.8	38.396	95.7	26.222	93.5	1:34.062 (1)	81.33		11:57:11.435	
5 -	29.215	106.0	39.012	93.0	27.075	93.7	1:35.302 (3)	80.27	1.240	11:58:46.737	
6 -	31.198	90.3	46.591	80.4	27.991	93.7	1:45.780	72.32	11.718	12:00:32.517	
7 -	31.799	102.4	39.246	90.0	29.872	89.8	1:40.917	75.80	6.855	12:02:13.434	
8 -	29.806	106.5	38.982	94.3	27.032	90.7	1:35.820	79.83	1.758	12:03:49.254	
9 -	29.772	106.0	38.824	93.0	26.318	92.7	1:34.914 (2)	80.60	0.852	12:05:24.168	

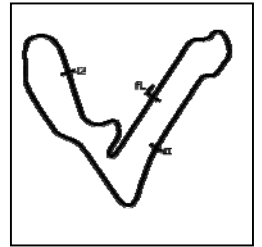
Weather / Track : Cloudy / Dry

Croft
Circuit Length = 2.1250 miles
Start: 11:48 Flag 12:03 End: 12:05

Croft Retro and Classic Weekend

HSCC Historic Formula 3 with Classic Racing Cars and Historic Formula Junior

QUALIFYING - RACE 6 - SECTOR ANALYSIS



SECTOR 1 = FL to I1, SECTOR 2 = I1 to I2, SECTOR 3 = I2 to FL, DIFF = Difference To Personal Best Lap, P = Crossed Finish Line in Pit Lane, D = Time Disallowed

P5 45 CRF Peter HAMILTON			Lotus 51							
IDEAL LAP TIME : 1:33.991		BEST LAP TIME : 1:34.394		DIFFERENCE : 0.403						
LAP	SECTOR 1		SECTOR 2		SECTOR 3	LAP TIME	MPH	DIFF	TIME OF DAY	
1 -	30.206	102.2	39.861	89.0	26.674	86.8	1:36.741	79.07	2.347	11:52:12.264
2 -	29.596	102.6	39.514	91.0	26.921	86.1	1:36.031	79.66	1.637	11:53:48.295
3 -	30.155	100.7	40.120	91.1	26.887	89.0	1:37.162	78.73	2.768	11:55:25.457
4 -	29.591	103.7	39.483	92.0	25.896	89.4	1:34.970 (3)	80.55	0.576	11:57:00.427
5 -	29.966	102.7	40.003	91.1	28.068	90.4	1:38.037	78.03	3.643	11:58:38.464
6 -	31.092	102.7	40.006	91.5	26.506	89.5	1:37.604	78.37	3.210	12:00:16.068
7 -	29.467	103.4	39.414	91.8	26.947	89.0	1:35.828	79.83	1.434	12:01:51.896
8 -	29.468	103.7	39.413	92.1	25.834	90.3	1:34.715 (2)	80.76	0.321	12:03:26.611
9 -	29.369	104.0	38.788	92.1	26.237	90.2	1:34.394 (1)	81.04		12:05:01.005

P6 9 B Andrew TART			Merlyn Mk9							
IDEAL LAP TIME : 1:34.943		BEST LAP TIME : 1:35.354		DIFFERENCE : 0.411						
LAP	SECTOR 1		SECTOR 2		SECTOR 3	LAP TIME	MPH	DIFF	TIME OF DAY	
1 -	30.382	101.6	39.864	89.5	26.817	88.7	1:37.063	78.81	1.709	11:52:16.215
2 -	30.035	101.8	39.747	90.9	26.738	88.2	1:36.520	79.25	1.166	11:53:52.735
3 -	30.023	102.2	39.148	90.5	26.918	88.5	1:36.089	79.61	0.735	11:55:28.824
4 -	29.281	102.1	39.489	92.1	26.677	88.6	1:35.447 (2)	80.15	0.093	11:57:04.271
5 -	29.828	101.8	41.271	89.0	27.365	89.6	1:38.464	77.69	3.110	11:58:42.735
6 -	29.600	102.6	39.190	93.5	27.076	88.7	1:35.866	79.79	0.512	12:00:18.601
7 -	29.361	102.1	39.361	93.5	27.264	88.8	1:35.986	79.70	0.632	12:01:54.587
8 -	29.366	101.9	39.310	94.2	26.678	88.7	1:35.354 (1)	80.22		12:03:29.941
9 -	29.501	101.9	39.493	92.9	26.514	88.7	1:35.508 (3)	80.09	0.154	12:05:05.449

P7 2 B Barry SEWELL			Lotus 41							
IDEAL LAP TIME : 1:35.515		BEST LAP TIME : 1:36.139		DIFFERENCE : 0.624						
LAP	SECTOR 1		SECTOR 2		SECTOR 3	LAP TIME	MPH	DIFF	TIME OF DAY	
1 -	31.938	98.5	41.504	92.1	28.072	89.8	1:41.514	75.36	5.375	11:52:39.002
2 -	31.327	97.1	40.917	93.9	26.535	89.8	1:38.779	77.44	2.640	11:54:17.781
3 -	30.647	99.8	40.275	93.8	26.470	89.4	1:37.392	78.54	1.253	11:55:55.173
4 -	30.362	101.8	39.774	93.8	26.456	86.0	1:36.592 (3)	79.20	0.453	11:57:31.765
5 -	30.318	102.2	39.565	94.7	26.676	87.1	1:36.559 (2)	79.22	0.420	11:59:08.324
6 -	30.033	102.7	39.998	93.7	26.994	89.1	1:37.025	78.84	0.886	12:00:45.349
7 -	29.605	105.6	40.092	94.2	26.927	89.3	1:36.624	79.17	0.485	12:02:21.973
8 -	29.755	104.6	40.039	95.4	26.345	90.5	1:36.139 (1)	79.57		12:03:58.112

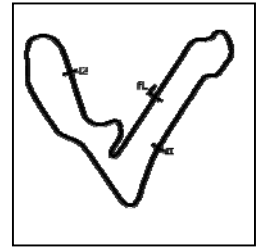
P8 16 B Mark LINSTONE			Brabham BT21B							
IDEAL LAP TIME : 1:37.190		BEST LAP TIME : 1:37.757		DIFFERENCE : 0.567						
LAP	SECTOR 1		SECTOR 2		SECTOR 3	LAP TIME	MPH	DIFF	TIME OF DAY	
1 -	31.028	104.2	41.602	91.9	26.874	92.7	1:39.504	76.88	1.747	11:52:28.955
2 -	30.143	104.5	40.636	89.5	26.978	90.3	1:37.757 (1)	78.25		11:54:06.712
3 -	29.978	103.7	40.774	90.6	27.393	91.6	1:38.145	77.94	0.388	11:55:44.857
4 -	30.176	103.2	40.742	87.9	27.064	91.1	1:37.982 (3)	78.07	0.225	11:57:22.839
5 -	31.218	101.6	40.927	89.9	26.958	91.0	1:39.103	77.19	1.346	11:59:01.942
6 -	30.532	102.2	40.338	91.6	27.083	91.6	1:37.953 (2)	78.09	0.196	12:00:39.895
7 -	30.295	102.9	40.935	90.8	27.185	90.9	1:38.415	77.73	0.658	12:02:18.310
8 -	30.580	102.4	40.863	90.9	IN PIT		1:35.877 P	79.79		12:03:54.187

Weather / Track : Cloudy / Dry

Croft Retro and Classic Weekend

HSCC Historic Formula 3 with Classic Racing Cars and Historic Formula Junior

QUALIFYING - RACE 6 - SECTOR ANALYSIS



SECTOR 1 = FL to I1, SECTOR 2 = I1 to I2, SECTOR 3 = I2 to FL, DIFF = Difference To Personal Best Lap, P = Crossed Finish Line in Pit Lane, D = Time Disallowed

P9 60 I		Roger FOWLER					Lola T60				
IDEAL LAP TIME : 1:45.322		BEST LAP TIME : 1:45.322					DIFFERENCE : 0.000				
LAP	SECTOR 1		SECTOR 2		SECTOR 3		LAP TIME	MPH	DIFF	TIME OF DAY	
1 -	39.225	83.3	49.390	79.6	30.494	80.0	1:59.109	64.22	13.787	11:53:14.627	
2 -	35.840	90.5	46.012	78.5	29.600	80.0	1:51.452	68.64	6.130	11:55:06.079	
3 -	35.576	94.5	45.724	83.8	29.917	80.8	1:51.217	68.78	5.895	11:56:57.296	
4 -	33.396	93.3	44.551	83.4	33.149	71.2	1:51.096	68.86	5.774	11:58:48.392	
5 -	35.731	92.8	45.347	76.5	29.342	82.1	1:50.420 (3)	69.28	5.098	12:00:38.812	
6 -	34.523	95.4	45.249	81.4	29.052	82.1	1:48.824 (2)	70.29	3.502	12:02:27.636	
7 -	33.292	95.4	43.061	84.4	28.969	81.8	1:45.322 (1)	72.63		12:04:12.958	

P10 14 B		Simon ETHERINGTON					Brabham BT15				
IDEAL LAP TIME : 1:42.818		BEST LAP TIME : 1:45.677					DIFFERENCE : 2.859				
LAP	SECTOR 1		SECTOR 2		SECTOR 3		LAP TIME	MPH	DIFF	TIME OF DAY	
1 -	31.465	102.6	43.079	91.6	36.111	28.4	1:50.655	69.13	4.978	11:52:39.229	
2 -	OUTLAP	96.0	43.767	88.0	29.163	86.0	4:13.499	30.17	2:27.822	11:56:52.728	
3 -	32.448	101.8	42.806	85.8	32.177	87.1	1:47.431 (3)	71.20	1.754	11:58:40.159	
4 -	32.305	92.0	44.569	87.1	28.829	88.5	1:45.703 (2)	72.37	0.026	12:00:25.862	
5 -	34.823	100.4	42.561	72.9	33.144	86.1	1:50.528	69.21	4.851	12:02:16.390	
6 -	32.378	97.9	44.507	87.0	28.792	83.9	1:45.677 (1)	72.39		12:04:02.067	

P11 65 CRE		George COOPER					Cooper T59				
IDEAL LAP TIME : 1:51.285		BEST LAP TIME : 1:51.585					DIFFERENCE : 0.300				
LAP	SECTOR 1		SECTOR 2		SECTOR 3		LAP TIME	MPH	DIFF	TIME OF DAY	
1 -	34.561	98.9	47.022	82.3	31.802	68.8	1:53.385 (2)	67.47	1.800	11:52:55.003	
2 -	36.358	94.1	47.927	79.4	30.457	89.3	1:54.742 (3)	66.67	3.157	11:54:49.745	
3 -	34.138	92.5	46.690	82.3	30.757	87.4	1:51.585 (1)	68.55		11:56:41.330	
4 -	35.386	85.2	50.086	82.5	30.457	88.1	1:55.929	65.98	4.344	11:58:37.259	

P12 77 JD1		Vern WILLIAMSON					Lynx T3				
IDEAL LAP TIME : 2:06.474		BEST LAP TIME : 2:06.548					DIFFERENCE : 0.074				
LAP	SECTOR 1		SECTOR 2		SECTOR 3		LAP TIME	MPH	DIFF	TIME OF DAY	
1 -	40.480	69.6	52.105	64.0	33.963	53.7	2:06.548 (1)	60.45		11:53:36.552	
2 -	40.720	71.2	54.190	64.6	35.237	65.1	2:10.147 (2)	58.78	3.599	11:55:46.699	
3 -	43.983	63.1	56.939	60.2	33.889	72.4	2:14.811	56.74	8.263	11:58:01.510	
4 -	43.100	65.2	1:04.033	53.3	35.539	74.4	2:22.672	53.62	16.124	12:00:24.182	
5 -	42.300	75.9	56.166	52.0	36.168	50.4	2:14.634 (3)	56.82	8.086	12:02:38.816	
6 -	48.403	64.5	56.029	55.5	IN PIT		2:17.416 P	55.67	10.868	12:04:56.232	

Croft Retro and Classic Weekend

HSCC Historic Formula 3 with Classic Racing Cars and Historic Formula Junior

QUALIFYING - RACE 6 - BEST SECTORS

SECTOR 1			SECTOR 2			SECTOR 3			IDEAL / BEST COMPARISON						
POS	NO	NAME	TIME	NO	NAME	TIME	NO	NAME	TIME	POS	NO	NAME	IDEAL	BEST	DIFF
												PERFECT LAP	1:28.791		
1	91	HUGHES	27.494	91	HUGHES	36.699	91	HUGHES	24.598	1	91	HUGHES	1:28.791	1:28.883	0.092
2	22	ARMER	28.332	22	ARMER	37.147	22	ARMER	25.286	2	22	ARMER	1:30.765	1:30.917	0.152
3	6	BOSSON	28.508	6	BOSSON	38.196	6	BOSSON	25.393	3	6	BOSSON	1:32.097	1:32.459	0.362
4	26	SEAMAN	29.215	26	SEAMAN	38.396	45	HAMILTON	25.834	4	26	SEAMAN	1:33.833	1:34.062	0.229
5	9	TART	29.281	45	HAMILTON	38.788	26	SEAMAN	26.222	5	45	HAMILTON	1:33.991	1:34.394	0.403
6	45	HAMILTON	29.369	9	TART	39.148	2	SEWELL	26.345	6	9	TART	1:34.943	1:35.354	0.411
7	2	SEWELL	29.605	2	SEWELL	39.565	9	TART	26.514	7	2	SEWELL	1:35.515	1:36.139	0.624
8	16	LINSTONE	29.978	16	LINSTONE	40.338	16	LINSTONE	26.874	8	16	LINSTONE	1:37.190	1:37.757	0.567
9	14	ETHERINGTON	31.465	14	ETHERINGTON	42.561	14	ETHERINGTON	28.792	9	14	ETHERINGTON	1:42.818	1:45.677	2.859
10	60	FOWLER	33.292	60	FOWLER	43.061	60	FOWLER	28.969	10	60	FOWLER	1:45.322	1:45.322	0.000
11	65	COOPER	34.138	65	COOPER	46.690	65	COOPER	30.457	11	65	COOPER	1:51.285	1:51.585	0.300
12	77	WILLIAMSON	40.480	77	WILLIAMSON	52.105	77	WILLIAMSON	33.889	12	77	WILLIAMSON	2:06.474	2:06.548	0.074

Weather / Track : Cloudy / Dry

Results can be found at www.tsl-timing.com

Croft
 Circuit Length = 2.1250 miles
 Start: 11:48 Flag 12:03 End: 12:05

Printed - 12:08 Saturday, 03 August 2019

Croft Retro and Classic Weekend

HSCC Historic Formula 3 with Classic Racing Cars and Historic Formula Junior

QUALIFYING - RACE 6 - BEST SPEEDS

POS	INTERMEDIATE 1			INTERMEDIATE 2			FINISH LINE		
	NO	NAME	MPH	NO	NAME	MPH	NO	NAME	MPH
1	91	HUGHES	113.1	91	HUGHES	98.2	6	BOSSON	95.6
2	6	BOSSON	109.6	22	ARMER	97.2	91	HUGHES	95.0
3	22	ARMER	107.3	26	SEAMAN	95.7	22	ARMER	94.5
4	26	SEAMAN	106.8	6	BOSSON	95.5	26	SEAMAN	93.7
5	2	SEWELL	105.6	2	SEWELL	95.4	16	LINSTONE	92.7
6	16	LINSTONE	104.5	9	TART	94.2	2	SEWELL	90.5
7	45	HAMILTON	104.0	45	HAMILTON	92.1	45	HAMILTON	90.4
8	9	TART	102.6	16	LINSTONE	91.9	9	TART	89.6
9	14	ETHERINGTON	102.6	14	ETHERINGTON	91.6	65	COOPER	89.3
10	65	COOPER	98.9	60	FOWLER	84.4	14	ETHERINGTON	88.5
11	60	FOWLER	95.4	65	COOPER	82.5	60	FOWLER	82.1
12	77	WILLIAMSON	75.9	77	WILLIAMSON	65.9	77	WILLIAMSON	76.8

Weather / Track : Cloudy / Dry

Results can be found at www.tsl-timing.com

Croft
Circuit Length = 2.1250 miles
Start: 11:48 Flag 12:03 End: 12:05

Printed - 12:09 Saturday, 03 August 2019

Croft Retro and Classic Weekend

HSCC Historic Formula 3 with Classic Racing Cars and Historic Formula Junior

QUALIFYING - RACE 6 - STATISTICS

Competitors Started 12
Planned Start 2019-08-03 @ 11:50:00.000
Actual Start 2019-08-03 @ 11:48:51.464
Finish Time 2019-08-03 @ 12:03:54.209
Track Length 2.1250mi.
Total Laps 91
Total Distance Covered 193.3774mi.

Session Fastest Lap History

NO	CL	NAME	LAP TIME	TIME OF DAY	LAP	VEHICLE
22	B	Simon ARMER	1:33.843	11:52:04.811	1	March 703
6	B	Leif BOSSON	1:33.599	11:52:07.390	1	Brabham BT28
22	B	Simon ARMER	1:32.474	11:53:37.286	2	March 703
91	B	Jonathan HUGHES	1:29.551	11:53:55.554	2	Merlyn Mk14A
91	B	Jonathan HUGHES	1:28.883	11:55:24.435	3	Merlyn Mk14A

Flag History

TYPE	TIME OF DAY
GREEN	11:48:51.464
FINISH	12:03:54.209

Flag Statistics

TYPE	COUNT	TOTAL LAPS	TOTAL TIME
Green	1	9	16:38.691
Red	0	0	0.000
Safety Car	0	0	0.000
FCY	0	0	0.000

Weather / Track : Cloudy / Dry

These results are provisional until the conclusion of any judicial and technical matters.

Croft

Circuit Length = 2.1250 miles

Start: 11:48 Flag 12:03 End: 12:05

Clerk Of Course : Julian Floyd

Timekeeper : Nick Palmer

Croft Retro and Classic Weekend

HSCC Historic Formula 3 with Classic Racing Cars and Historic Formula Junior

QUALIFYING - RACE 6 - STATISTICS

CLASS : B

8 Starters

Fastest Lap History

NO	NAME	LAP TIME	TIME OF DAY	LAP	VEHICLE
22	Simon ARMER	1:33.843	11:52:04.811	1	March 703
6	Leif BOSSON	1:33.599	11:52:07.390	1	Brabham BT28
22	Simon ARMER	1:32.474	11:53:37.286	2	March 703
91	Jonathan HUGHES	1:29.551	11:53:55.554	2	Merlyn Mk14A
91	Jonathan HUGHES	1:28.883	11:55:24.435	3	Merlyn Mk14A

Weather / Track : Cloudy / Dry

These results are provisional until the conclusion of any judicial and technical matters.

Croft

Circuit Length = 2.1250 miles

Start: 11:48 Flag 12:03 End: 12:05

Clerk Of Course : Julian Floyd

Timekeeper : Nick Palmer

Croft Retro and Classic Weekend

HSCC Historic Formula 3 with Classic Racing Cars and Historic Formula Junior

QUALIFYING - RACE 6 - STATISTICS

CLASS : I

1 Starters

Fastest Lap History

NO	NAME	LAP TIME	TIME OF DAY	LAP	VEHICLE
60	Roger FOWLER	1:59.109	11:53:14.696	1	Lola T60
60	Roger FOWLER	1:51.452	11:55:06.148	2	Lola T60
60	Roger FOWLER	1:51.217	11:56:57.365	3	Lola T60
60	Roger FOWLER	1:51.096	11:58:48.469	4	Lola T60
60	Roger FOWLER	1:50.420	12:00:38.879	5	Lola T60
60	Roger FOWLER	1:48.824	12:02:27.704	6	Lola T60
60	Roger FOWLER	1:45.322	12:04:13.027	7	Lola T60

Weather / Track : Cloudy / Dry

These results are provisional until the conclusion of any judicial and technical matters.

Croft

Circuit Length = 2.1250 miles

Start: 11:48 Flag 12:03 End: 12:05

Clerk Of Course : Julian Floyd

Timekeeper : Nick Palmer

Croft Retro and Classic Weekend

HSCC Historic Formula 3 with Classic Racing Cars and Historic Formula Junior

QUALIFYING - RACE 6 - STATISTICS

CLASS : CRE

1 Starters

Fastest Lap History

NO	NAME	LAP TIME	TIME OF DAY	LAP	VEHICLE
65	George COOPER	1:53.385	11:52:55.047	1	Cooper T59
65	George COOPER	1:51.585	11:56:41.364	3	Cooper T59

Weather / Track : Cloudy / Dry

These results are provisional until the conclusion of any judicial and technical matters.

Croft

Circuit Length = 2.1250 miles

Start: 11:48 Flag 12:03 End: 12:05

Clerk Of Course : Julian Floyd

Timekeeper : Nick Palmer

Croft Retro and Classic Weekend

HSCC Historic Formula 3 with Classic Racing Cars and Historic Formula Junior

QUALIFYING - RACE 6 - STATISTICS

CLASS : CRF

1 Starters

Fastest Lap History

NO	NAME	LAP TIME	TIME OF DAY	LAP	VEHICLE
45	Peter HAMILTON	1:36.741	11:52:12.294	1	Lotus 51
45	Peter HAMILTON	1:36.031	11:53:48.325	2	Lotus 51
45	Peter HAMILTON	1:34.970	11:57:00.456	4	Lotus 51
45	Peter HAMILTON	1:34.715	12:03:26.639	8	Lotus 51
45	Peter HAMILTON	1:34.394	12:05:01.033	9	Lotus 51

Weather / Track : Cloudy / Dry

These results are provisional until the conclusion of any judicial and technical matters.

Croft

Circuit Length = 2.1250 miles

Start: 11:48 Flag 12:03 End: 12:05

Clerk Of Course : Julian Floyd

Timekeeper : Nick Palmer

Croft Retro and Classic Weekend

HSCC Historic Formula 3 with Classic Racing Cars and Historic Formula Junior

QUALIFYING - RACE 6 - STATISTICS

CLASS : JD1

1 Starters

Fastest Lap History

NO	NAME	LAP TIME	TIME OF DAY	LAP	VEHICLE
77	Vern WILLIAMSON	2:06.548	11:53:36.591	1	Lynx T3

Weather / Track : Cloudy / Dry

These results are provisional until the conclusion of any judicial and technical matters.

Croft

Circuit Length = 2.1250 miles

Start: 11:48 Flag 12:03 End: 12:05

Clerk Of Course : Julian Floyd

Timekeeper : Nick Palmer

Sheet No:

Issue Time:



Croft Retro and Classic Weekend

HSCC Historic Formula 3 with Classic Racing Cars and Historic Formula Junior

RACE 6 - GRID (20 minutes) - AMENDED

ROW 6	11	1:51.585 65 George COOPER	12	77 Tom SMITH
ROW 5	9	1:45.322 60 Roger FOWLER	10	1:45.677 14 Simon ETHERINGTON
ROW 4	7	1:36.139 2 Barry SEWELL	8	1:37.757 16 Mark LINSTONE
ROW 3	5	1:34.394 45 Peter HAMILTON	6	1:35.354 9 Andrew TART
ROW 2	3	1:32.459 6 Leif BOSSON	4	1:34.062 26 Steve SEAMAN
ROW 1	1	1:28.883 91 Jonathan HUGHES	2	1:30.917 22 Simon ARMER
Pole				

Car 77 - change of driver.

Croft
Circuit Length = 2.1250 miles

These results are provisional until the conclusion of any judicial and technical matters.

Clerk Of Course : Julian Floyd

Steward :

Timekeeper : Nick Palmer

Sheet No:

Issue Time:



Croft Retro and Classic Weekend

HSCC Historic Formula 3 with Classic Racing Cars and Historic Formula Junior

RACE 6 - CLASSIFICATION

POS	NO	CL	PIC NAME	ENTRY	LAPS	TIME	GAP	DIFF	MPH	BEST	ON
1	91	B	1 Jonathan HUGHES	Merlyn Mk14A	14	21:25.485			83.31	1:29.693	11
2	22	B	2 Simon ARMER	March 703	14	21:27.923	2.438	2.438	83.15	1:29.964	11
3	6	B	3 Leif BOSSON	Brabham BT28	14	21:37.272	11.787	9.349	82.55	1:30.915	7
4	2	B	4 Barry SEWELL	Lotus 41	14	22:29.955	1:04.470	52.683	79.33	1:33.394	14
5	9	B	5 Andrew TART	Merlyn Mk9	14	22:29.956	1:04.471	0.001	79.33	1:33.803	14
6	45	CRF	1 Peter HAMILTON	Lotus 51	14	22:35.185	1:09.700	5.229	79.03	1:34.546	10
7	16	B	6 Mark LINSTONE	Brabham BT21B	14	22:38.808	1:13.323	3.623	78.82	1:34.865	10
8	26	B	7 Steve SEAMAN	Brabham BT21	14	22:43.343	1:17.858	4.535	78.55	1:33.658	11
9	14	B	8 Simon ETHERINGTON	Brabham BT15	13	22:24.170	1 Lap	1 Lap	73.98	1:41.571	10
10	60	I	1 Roger FOWLER	Lola T60	13	22:57.402	1 Lap	33.232	72.20	1:43.074	12
11	65	CRE	1 George COOPER	Cooper T59	11	21:25.828	3 Laps	2 Laps	65.44	1:51.316	11

NOT CLASSIFIED

DNF	77	JD1	Vern WILLIAMSON	Lynx T3	3	5:50.862	11 Laps	8 Laps	65.41	1:43.722	2
-----	----	-----	-----------------	---------	---	----------	---------	--------	-------	----------	---

FASTEST LAP

91	B	Jonathan HUGHES	Merlyn Mk14A	11	1:29.693	85.29 mph	137.26 kph
45	CRF	Peter HAMILTON	Lotus 51	10	1:34.546	80.91 mph	130.21 kph
60	I	Roger FOWLER	Lola T60	12	1:43.074	74.21 mph	119.44 kph
77	JD1	Vern WILLIAMSON	Lynx T3	2	1:43.722	73.75 mph	118.69 kph
65	CRE	George COOPER	Cooper T59	11	1:51.316	68.72 mph	110.60 kph

Weather / Track : Cloudy / Dry

These results are provisional until the conclusion of any judicial and technical matters.

Croft

Circuit Length = 2.1250 miles

Start: 17:08 Flag 17:29 End: 17:32

Clerk Of Course : Julian Floyd

Steward :

Timekeeper : Nick Palmer

Croft Retro and Classic Weekend

HSCC Historic Formula 3 with Classic Racing Cars and Historic Formula Junior

RACE 6 - LAP CHART

LAP 1 @ 17:09:44.658			LAP 2 @ 17:11:15.679			LAP 3 @ 17:12:45.934			LAP 4 @ 17:14:16.381			LAP 5 @ 17:15:47.261		
NO	BEHIND	LAP TIME	NO	BEHIND	LAP TIME	NO	BEHIND	LAP TIME	NO	BEHIND	LAP TIME	NO	BEHIND	LAP TIME
91		1:36.861	91		1:31.021	91		1:30.255	91		1:30.447	91		1:30.880
22	2.424	1:39.285	22	3.830	1:32.427	22	5.537	1:31.962	22	6.375	1:31.285	22	8.118	1:32.623
6	2.971	1:39.832	6	5.242	1:33.292	6	6.704	1:31.717	6	7.541	1:31.284	6	8.728	1:32.067
45	4.874	1:41.735	45	9.817	1:35.964	45	14.480	1:34.918	45	19.089	1:35.056	65	1 Lap	1:58.412
9	7.044	1:43.905	9	11.256	1:35.233	9	16.021	1:35.020	9	19.626	1:34.052	9	24.634	1:35.888
16	7.671	1:44.532	16	13.148	1:36.498	16	19.566	1:36.673	16	25.996	1:36.877	2	32.535	1:37.174
2	8.545	1:45.406	2	13.992	1:36.468	2	20.586	1:36.849	2	26.241	1:36.102	16	32.779	1:37.663
26	10.025	1:46.886	26	14.486	1:35.482	26	20.917	1:36.686	26	27.059	1:36.589	26	33.231	1:37.052
14	12.662	1:49.523	14	24.846	1:43.205	14	37.756	1:43.165	14	49.232	1:41.923	45	36.980	1:48.771
60	18.135	1:54.996	77	31.043	1:43.722	60	52.298	1:49.278	60	1:07.973	1:46.122	14	1:01.186	1:42.834
77	18.342	1:55.203	60	33.275	1:46.161	77	1:12.725	2:11.937 P				60	1:22.582	1:45.489
65	26.966	2:03.827	65	53.130	1:57.185	65	1:19.095	1:56.220						

Weather / Track : Cloudy / Dry

Results can be found at www.tsl-timing.com

Page 1 of 3

Croft
Circuit Length = 2.1250 miles
Start: 17:08 Flag 17:29 End: 17:32

Printed - 17:34 Saturday, 03 August 2019

Croft Retro and Classic Weekend

HSCC Historic Formula 3 with Classic Racing Cars and Historic Formula Junior

RACE 6 - LAP CHART

LAP 6 @ 17:17:25.198			LAP 7 @ 17:18:55.557			LAP 8 @ 17:20:26.052			LAP 9 @ 17:22:00.269			LAP 10 @ 17:23:33.269		
NO	BEHIND	LAP TIME	NO	BEHIND	LAP TIME	NO	BEHIND	LAP TIME	NO	BEHIND	LAP TIME	NO	BEHIND	LAP TIME
91		1:37.937	91		1:30.359	91		1:30.495	22		1:31.500	91		1:31.461
22	1.875	1:31.694	22	2.225	1:30.709	22	2.717	1:30.987	91	1.539	1:35.756	22	0.713	1:33.713
6	2.584	1:31.793	6	3.140	1:30.915	6	5.274	1:32.629	6	2.676	1:31.619	6	2.097	1:32.421
9	23.262	1:36.565	9	28.661	1:35.758	60	1 Lap	1:45.040	60	1 Lap	1:44.678	14	1 Lap	1:43.950
2	31.728	1:37.130	2	37.350	1:35.981	9	34.494	1:36.328	9	37.125	1:36.848	65	2 Laps	1:55.705
16	31.862	1:37.020	16	37.912	1:36.409	2	42.519	1:35.664	2	43.579	1:35.277	60	1 Lap	1:43.440
26	32.507	1:37.213	26	38.500	1:36.352	16	42.897	1:35.480	16	44.647	1:35.967	9	40.921	1:36.796
45	34.739	1:35.696	45	39.233	1:34.853	26	43.301	1:35.296	45	45.441	1:35.622	2	45.686	1:35.107
65	1 Lap	1:56.697	65	1 Lap	1:59.696	45	44.036	1:35.298	26	45.835	1:36.751	16	46.512	1:34.865
14	1:06.117	1:42.868	14	1:17.904	1:42.146	14	1:29.983	1:42.574				45	46.987	1:34.546
60	1:29.590	1:44.945				65	1 Lap	1:57.090				26	48.726	1:35.891

Weather / Track : Cloudy / Dry

Results can be found at www.tsl-timing.com

Page 2 of 3

Croft
Circuit Length = 2.1250 miles
Start: 17:08 Flag 17:29 End: 17:32

Printed - 17:34 Saturday, 03 August 2019

Croft Retro and Classic Weekend

HSCC Historic Formula 3 with Classic Racing Cars and Historic Formula Junior

RACE 6 - LAP CHART

LAP 11 @ 17:25:02.962			LAP 12 @ 17:26:32.710			LAP 13 @ 17:28:02.490			LAP 14 @ 17:29:33.282		
NO	BEHIND	LAP TIME	NO	BEHIND	LAP TIME	NO	BEHIND	LAP TIME	NO	BEHIND	LAP TIME
91		1:29.693	91		1:29.748	91		1:29.780	91		1:30.792
22	0.984	1:29.964	22	1.575	1:30.339	22	2.464	1:30.669	65	3 Laps	1:51.316
6	3.672	1:31.268	6	5.806	1:31.882	6	9.034	1:33.008	22	2.438	1:30.766
14	1 Lap	1:41.571	14	1 Lap	1:41.616	14	1 Lap	1:42.162	6	11.787	1:33.545
65	2 Laps	1:53.853	9	55.781	1:37.528	26	1:01.382	1:34.015	14	1 Lap	1:46.633
9	48.001	1:36.773	2	55.991	1:35.769	9	1:01.460	1:35.459	2	1:04.470	1:33.394
60	1 Lap	1:44.520	26	57.147	1:34.204	2	1:01.868	1:35.657	9	1:04.471	1:33.803
2	49.970	1:33.977	16	59.187	1:37.160	45	1:04.781	1:35.083	45	1:09.700	1:35.711
16	51.775	1:34.956	45	59.478	1:36.925	16	1:07.324	1:37.917	16	1:13.323	1:36.791
45	52.301	1:35.007	60	1 Lap	1:46.389	60	1 Lap	1:43.074	26	1:17.858	1:47.268
26	52.691	1:33.658	65	2 Laps	1:55.827				60	1 Lap	1:43.270

Weather / Track : Cloudy / Dry

Results can be found at www.tsl-timing.com

Page 3 of 3

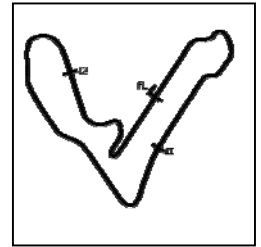
Croft
Circuit Length = 2.1250 miles
Start: 17:08 Flag 17:29 End: 17:32

Printed - 17:34 Saturday, 03 August 2019

Croft Retro and Classic Weekend

HSCC Historic Formula 3 with Classic Racing Cars and Historic Formula Junior

RACE 6 - SECTOR ANALYSIS



SECTOR 1 = FL to I1, SECTOR 2 = I1 to I2, SECTOR 3 = I2 to FL, DIFF = Difference To Personal Best Lap, P = Crossed Finish Line in Pit Lane, D = Time Disallowed

P1		91 B		Jonathan HUGHES			Merlyn Mk14A						
IDEAL LAP TIME : 1:29.367		BEST LAP TIME : 1:29.693			DIFFERENCE : 0.326								
LAP	SECTOR 1	SECTOR 2	SECTOR 3	LAP TIME	MPH	DIFF	TIME OF DAY						
1 -		108.9	38.236	97.8	25.345	92.1	1:36.861	78.98	7.168	17:09:44.658			
2 -	28.409	109.6	37.429	97.9	25.183	92.4	1:31.021	84.04	1.328	17:11:15.679			
3 -	27.863	106.8	37.414	97.8	24.978	92.1	1:30.255	84.76	0.562	17:12:45.934			
4 -	28.012	109.8	37.315	98.5	25.120	90.9	1:30.447	84.58	0.754	17:14:16.381			
5 -	27.759	111.4	37.943	96.1	25.178	91.6	1:30.880	84.17	1.187	17:15:47.261			
6 -	27.841	110.9	45.069	93.4	25.027	93.1	1:37.937	78.11	8.244	17:17:25.198			
7 -	27.898	111.2	37.370	97.6	25.091	92.1	1:30.359	84.66	0.666	17:18:55.557			
8 -	28.042	110.7	37.460	97.1	24.993	93.1	1:30.495	84.53	0.802	17:20:26.052			
9 -	27.789	109.4	40.750	83.1	27.217	90.8	1:35.756	79.89	6.063	17:22:01.808			
10 -	28.474	109.4	38.108	95.3	24.879	93.0	1:31.461	83.64	1.768	17:23:33.269			
11 -	27.792	110.3	37.191	97.3	24.710	93.2	1:29.693 (1)	85.29		17:25:02.962			
12 -	27.899	110.3	36.898	98.3	24.951	93.4	1:29.748 (2)	85.23	0.055	17:26:32.710			
13 -	27.764	109.8	37.134	98.8	24.882	93.0	1:29.780 (3)	85.20	0.087	17:28:02.490			
14 -	28.399	104.6	37.509	97.6	24.884	93.1	1:30.792	84.25	1.099	17:29:33.282			

P2		22 B		Simon ARMER			March 703						
IDEAL LAP TIME : 1:29.886		BEST LAP TIME : 1:29.964			DIFFERENCE : 0.078								
LAP	SECTOR 1	SECTOR 2	SECTOR 3	LAP TIME	MPH	DIFF	TIME OF DAY						
1 -		109.1	38.881	95.1	25.985	91.4	1:39.285	77.05	9.321	17:09:47.082			
2 -	29.184	109.1	37.586	96.8	25.657	92.4	1:32.427	82.76	2.463	17:11:19.509			
3 -	28.802	109.6	37.645	96.8	25.515	91.6	1:31.962	83.18	1.998	17:12:51.471			
4 -	28.439	110.1	37.264	96.9	25.582	90.9	1:31.285	83.80	1.321	17:14:22.756			
5 -	28.324	109.4	38.756	89.5	25.543	91.7	1:32.623	82.59	2.659	17:15:55.379			
6 -	28.146	109.8	37.904	96.8	25.644	91.9	1:31.694	83.43	1.730	17:17:27.073			
7 -	28.219	110.0	37.128	98.2	25.362	91.5	1:30.709	84.33	0.745	17:18:57.782			
8 -	28.389	109.6	37.071	97.6	25.527	91.1	1:30.987	84.07	1.023	17:20:28.769			
9 -	28.181	110.0	37.711	96.6	25.608	91.5	1:31.500	83.60	1.536	17:22:00.269			
10 -	29.606	106.5	38.717	98.1	25.390	92.5	1:33.713	81.63	3.749	17:23:33.982			
11 -	27.813	111.6	36.797	99.1	25.354	92.2	1:29.964 (1)	85.03		17:25:03.946			
12 -	27.950	111.8	36.894	99.1	25.495	91.1	1:30.339 (2)	84.68	0.375	17:26:34.285			
13 -	27.941	111.1	37.188	97.8	25.540	91.6	1:30.669 (3)	84.37	0.705	17:28:04.954			
14 -	28.170	110.7	37.320	98.8	25.276	92.1	1:30.766	84.28	0.802	17:29:35.720			

P3		6 B		Leif BOSSON			Brabham BT28						
IDEAL LAP TIME : 1:30.776		BEST LAP TIME : 1:30.915			DIFFERENCE : 0.139								
LAP	SECTOR 1	SECTOR 2	SECTOR 3	LAP TIME	MPH	DIFF	TIME OF DAY						
1 -		110.9	38.743	96.2	25.813	95.0	1:39.832	76.62	8.917	17:09:47.629			
2 -	29.087	110.1	38.460	96.2	25.745	94.1	1:33.292	82.00	2.377	17:11:20.921			
3 -	28.675	111.2	37.603	96.6	25.439	94.5	1:31.717	83.40	0.802	17:12:52.638			
4 -	28.246	113.1	37.519	95.4	25.519	94.6	1:31.284 (3)	83.80	0.369	17:14:23.922			
5 -	28.206	112.9	38.182	93.9	25.679	93.2	1:32.067	83.09	1.152	17:15:55.989			
6 -	28.133	112.9	37.992	96.6	25.668	95.2	1:31.793	83.34	0.878	17:17:27.782			
7 -	27.950	112.5	37.594	97.2	25.371	94.1	1:30.915 (1)	84.14		17:18:58.697			
8 -	29.484	108.0	37.514	96.6	25.631	94.4	1:32.629	82.58	1.714	17:20:31.326			
9 -	28.055	112.2	37.738	97.1	25.826	94.6	1:31.619	83.49	0.704	17:22:02.945			
10 -	28.339	111.1	38.586	96.5	25.496	95.6	1:32.421	82.77	1.506	17:23:35.366			
11 -	27.891	113.7	37.698	95.8	25.679	93.5	1:31.268 (2)	83.82	0.353	17:25:06.634			
12 -	28.362	111.6	37.840	94.2	25.680	93.2	1:31.882	83.26	0.967	17:26:38.516			
13 -	29.347	107.5	37.976	95.5	25.685	93.4	1:33.008	82.25	2.093	17:28:11.524			
14 -	29.052	108.7	38.372	93.4	26.121	89.3	1:33.545	81.77	2.630	17:29:45.069			

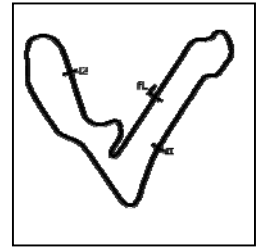
Weather / Track : Cloudy / Dry

Croft
Circuit Length = 2.1250 miles
Start: 17:08 Flag 17:29 End: 17:32

Croft Retro and Classic Weekend

HSCC Historic Formula 3 with Classic Racing Cars and Historic Formula Junior

RACE 6 - SECTOR ANALYSIS



SECTOR 1 = FL to I1, SECTOR 2 = I1 to I2, SECTOR 3 = I2 to FL, DIFF = Difference To Personal Best Lap, P = Crossed Finish Line in Pit Lane, D = Time Disallowed

P4		2 B		Barry SEWELL			Lotus 41			
IDEAL LAP TIME : 1:32.918		BEST LAP TIME : 1:33.394			DIFFERENCE : 0.476					
LAP	SECTOR 1		SECTOR 2		SECTOR 3		LAP TIME	MPH	DIFF	TIME OF DAY
1 -		105.6	40.477	93.8	26.480	91.5	1:45.406	72.57	12.012	17:09:53.203
2 -	29.892	108.5	39.531	94.1	27.045	92.4	1:36.468	79.30	3.074	17:11:29.671
3 -	29.574	110.0	40.508	95.0	26.767	91.9	1:36.849	78.98	3.455	17:13:06.520
4 -	29.963	109.1	39.733	94.2	26.406	93.0	1:36.102	79.60	2.708	17:14:42.622
5 -	30.158	107.8	40.030	94.5	26.986	90.1	1:37.174	78.72	3.780	17:16:19.796
6 -	30.246	107.7	39.584	93.2	27.300	90.5	1:37.130	78.76	3.736	17:17:56.926
7 -	30.052	108.2	39.729	95.1	26.200	90.9	1:35.981	79.70	2.587	17:19:32.907
8 -	30.032	106.8	39.094	95.1	26.538	90.2	1:35.664	79.96	2.270	17:21:08.571
9 -	29.617	107.8	39.504	94.9	26.156	91.5	1:35.277	80.29	1.883	17:22:43.848
10 -	29.283	108.4	39.361	95.7	26.463	90.4	1:35.107 (3)	80.43	1.713	17:24:18.955
11 -	29.348	108.2	38.916	96.5	25.713	93.1	1:33.977 (2)	81.40	0.583	17:25:52.932
12 -	29.281	108.9	40.077	93.4	26.411	92.4	1:35.769	79.88	2.375	17:27:28.701
13 -	30.116	106.3	38.891	98.2	26.650	93.0	1:35.657	79.97	2.263	17:29:04.358
14 -	29.606	110.9	37.924	97.9	25.864	95.7	1:33.394 (1)	81.91		17:30:37.752

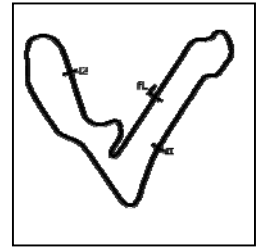
P5		9 B		Andrew TART			Merlyn Mk9			
IDEAL LAP TIME : 1:33.258		BEST LAP TIME : 1:33.803			DIFFERENCE : 0.545					
LAP	SECTOR 1		SECTOR 2		SECTOR 3		LAP TIME	MPH	DIFF	TIME OF DAY
1 -		109.4	39.852	94.5	26.818	91.5	1:43.905	73.62	10.102	17:09:51.702
2 -	29.468	110.5	39.171	94.2	26.594	91.1	1:35.233	80.33	1.430	17:11:26.935
3 -	29.380	110.0	39.154	94.7	26.486	91.6	1:35.020 (3)	80.51	1.217	17:13:01.955
4 -	29.126	111.1	38.685	94.9	26.241	92.0	1:34.052 (2)	81.33	0.249	17:14:36.007
5 -	29.333	112.2	39.560	93.5	26.995	90.3	1:35.888	79.78	2.085	17:16:11.895
6 -	29.470	110.1	40.048	94.1	27.047	90.4	1:36.565	79.22	2.762	17:17:48.460
7 -	29.798	108.5	39.318	93.0	26.642	90.4	1:35.758	79.88	1.955	17:19:24.218
8 -	29.357	108.9	39.175	92.8	27.796	90.2	1:36.328	79.41	2.525	17:21:00.546
9 -	29.713	108.5	39.961	92.9	27.174	87.6	1:36.848	78.99	3.045	17:22:37.394
10 -	30.272	107.5	39.445	93.7	27.079	90.0	1:36.796	79.03	2.993	17:24:14.190
11 -	29.495	108.7	39.462	94.3	27.816	91.5	1:36.773	79.05	2.970	17:25:50.963
12 -	30.097	106.0	40.397	91.4	27.034	90.4	1:37.528	78.44	3.725	17:27:28.491
13 -	29.527	109.1	39.130	94.3	26.802	91.4	1:35.459	80.14	1.656	17:29:03.950
14 -	29.353	111.2	37.891	95.8	26.559	93.1	1:33.803 (1)	81.55		17:30:37.753

P6		45 CRF		Peter HAMILTON			Lotus 51			
IDEAL LAP TIME : 1:33.946		BEST LAP TIME : 1:34.546			DIFFERENCE : 0.600					
LAP	SECTOR 1		SECTOR 2		SECTOR 3		LAP TIME	MPH	DIFF	TIME OF DAY
1 -		107.3	39.132	93.3	26.532	86.4	1:41.735	75.19	7.189	17:09:49.532
2 -	29.848	105.3	39.221	92.4	26.895	88.0	1:35.964	79.71	1.418	17:11:25.496
3 -	29.100	106.6	39.328	92.1	26.490	87.8	1:34.918 (3)	80.59	0.372	17:13:00.414
4 -	29.541	105.8	39.208	92.6	26.307	88.3	1:35.056	80.47	0.510	17:14:35.470
5 -	29.060	106.1	53.310	92.6	26.401	88.6	1:48.771	70.33	14.225	17:16:24.241
6 -	29.226	107.2	39.619	93.2	26.851	89.6	1:35.696	79.94	1.150	17:17:59.937
7 -	29.359	106.8	39.212	94.3	26.282	90.7	1:34.853 (2)	80.65	0.307	17:19:34.790
8 -	29.328	109.1	39.528	93.4	26.442	90.7	1:35.298	80.27	0.752	17:21:10.088
9 -	29.354	109.6	40.161	93.4	26.107	88.1	1:35.622	80.00	1.076	17:22:45.710
10 -	29.353	108.2	38.897	95.0	26.296	90.7	1:34.546 (1)	80.91		17:24:20.256
11 -	29.118	109.2	39.698	93.4	26.191	90.8	1:35.007	80.52	0.461	17:25:55.263
12 -	30.449	101.6	39.965	95.0	26.511	91.5	1:36.925	78.92	2.379	17:27:32.188
13 -	29.502	109.6	39.592	93.0	25.989	87.3	1:35.083	80.45	0.537	17:29:07.271
14 -	29.660	106.3	39.744	93.4	26.307	88.2	1:35.711	79.92	1.165	17:30:42.982

Croft Retro and Classic Weekend

HSCC Historic Formula 3 with Classic Racing Cars and Historic Formula Junior

RACE 6 - SECTOR ANALYSIS



SECTOR 1 = FL to I1, SECTOR 2 = I1 to I2, SECTOR 3 = I2 to FL, DIFF = Difference To Personal Best Lap, P = Crossed Finish Line in Pit Lane, D = Time Disallowed

P7		16 B		Mark LINSTONE			Brabham BT21B				
IDEAL LAP TIME : 1:34.619		BEST LAP TIME : 1:34.865			DIFFERENCE : 0.246						
LAP	SECTOR 1	SECTOR 2	SECTOR 3	LAP TIME	MPH	DIFF	TIME OF DAY				
1 -		105.3	40.629	92.1	26.708	92.0	1:44.532	73.18	9.667	17:09:52.329	
2 -	29.977	108.0	40.019	92.3	26.502	90.3	1:36.498	79.27	1.633	17:11:28.827	
3 -	29.855	107.5	40.520	91.6	26.298	90.7	1:36.673	79.13	1.808	17:13:05.500	
4 -	30.077	105.1	40.100	92.1	26.700	89.6	1:36.877	78.96	2.012	17:14:42.377	
5 -	30.932	108.4	40.098	92.6	26.633	92.9	1:37.663	78.33	2.798	17:16:20.040	
6 -	30.449	108.5	39.591	93.3	26.980	90.5	1:37.020	78.85	2.155	17:17:57.060	
7 -	30.378	109.2	39.825	93.3	26.206	91.5	1:36.409	79.35	1.544	17:19:33.469	
8 -	29.815	108.5	39.439	93.4	26.226	92.0	1:35.480 (3)	80.12	0.615	17:21:08.949	
9 -	29.940	106.8	39.681	93.0	26.346	91.1	1:35.967	79.71	1.102	17:22:44.916	
10 -	29.421	107.8	39.220	92.3	26.224	90.1	1:34.865 (1)	80.64		17:24:19.781	
11 -	29.481	107.5	39.497	93.3	25.978	91.1	1:34.956 (2)	80.56	0.091	17:25:54.737	
12 -	30.850	104.3	39.713	92.8	26.597	90.4	1:37.160	78.73	2.295	17:27:31.897	
13 -	29.657	106.0	41.363	93.3	26.897	90.2	1:37.917	78.12	3.052	17:29:09.814	
14 -	30.119	106.8	39.798	90.3	26.874	90.3	1:36.791	79.03	1.926	17:30:46.605	

P8		26 B		Steve SEAMAN			Brabham BT21				
IDEAL LAP TIME : 1:32.702		BEST LAP TIME : 1:33.658			DIFFERENCE : 0.956						
LAP	SECTOR 1	SECTOR 2	SECTOR 3	LAP TIME	MPH	DIFF	TIME OF DAY				
1 -		96.6	41.872	92.9	26.898	92.1	1:46.886	71.57	13.228	17:09:54.683	
2 -	29.678	109.1	38.991	96.0	26.813	93.4	1:35.482	80.12	1.824	17:11:30.165	
3 -	29.967	111.1	39.903	96.0	26.816	94.8	1:36.686	79.12	3.028	17:13:06.851	
4 -	29.885	112.4	39.763	95.3	26.941	92.9	1:36.589	79.20	2.931	17:14:43.440	
5 -	30.039	113.1	40.298	96.0	26.715	93.5	1:37.052	78.82	3.394	17:16:20.492	
6 -	30.226	112.5	39.575	94.9	27.412	93.6	1:37.213	78.69	3.555	17:17:57.705	
7 -	29.848	113.7	40.056	95.4	26.448	93.4	1:36.352	79.39	2.694	17:19:34.057	
8 -	29.551	110.3	39.497	97.5	26.248	94.2	1:35.296	80.27	1.638	17:21:09.353	
9 -	29.628	113.9	40.885	95.8	26.238	93.5	1:36.751	79.06	3.093	17:22:46.104	
10 -	29.441	111.8	38.792	99.2	27.658	84.9	1:35.891	79.77	2.233	17:24:21.995	
11 -	29.137	112.0	38.182	96.8	26.339	94.8	1:33.658 (1)	81.68		17:25:55.653	
12 -	29.947	108.9	38.214	98.3	26.043	93.6	1:34.204 (3)	81.20	0.546	17:27:29.857	
13 -	28.894	111.4	38.562	99.2	26.559	93.6	1:34.015 (2)	81.37	0.357	17:29:03.872	
14 -	28.791	110.3	37.868	97.8	40.609	62.3	1:47.268	71.31	13.610	17:30:51.140	

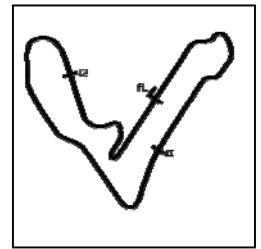
P9		14 B		Simon ETHERINGTON			Brabham BT15				
IDEAL LAP TIME : 1:40.934		BEST LAP TIME : 1:41.571			DIFFERENCE : 0.637						
LAP	SECTOR 1	SECTOR 2	SECTOR 3	LAP TIME	MPH	DIFF	TIME OF DAY				
1 -		103.5	41.643	89.9	28.232	88.3	1:49.523	69.84	7.952	17:09:57.320	
2 -	31.501	102.4	42.850	86.4	28.854	86.9	1:43.205	74.12	1.634	17:11:40.525	
3 -	31.505	103.4	42.535	87.3	29.125	86.2	1:43.165	74.15	1.594	17:13:23.690	
4 -	31.811	103.2	41.815	90.5	28.297	87.7	1:41.923 (3)	75.05	0.352	17:15:05.613	
5 -	31.653	103.2	42.542	88.8	28.639	85.1	1:42.834	74.39	1.263	17:16:48.447	
6 -	32.604	101.8	41.772	90.5	28.492	87.4	1:42.868	74.36	1.297	17:18:31.315	
7 -	31.778	102.9	41.876	88.7	28.492	86.4	1:42.146	74.89	0.575	17:20:13.461	
8 -	31.832	102.1	42.030	88.4	28.712	87.2	1:42.574	74.58	1.003	17:21:56.035	
9 -	31.687	102.2	43.563	88.4	28.700	87.0	1:43.950	73.59	2.379	17:23:39.985	
10 -	31.348	104.2	41.354	89.5	28.869	85.1	1:41.571 (1)	75.31		17:25:21.556	
11 -	31.422	104.2	41.611	88.7	28.583	86.4	1:41.616 (2)	75.28	0.045	17:27:03.172	
12 -	31.754	102.9	41.745	90.0	28.663	86.2	1:42.162	74.88	0.591	17:28:45.334	
13 -	33.496	91.8	43.092	84.5	30.045	73.9	1:46.633	71.74	5.062	17:30:31.967	

Weather / Track : Cloudy / Dry

Croft Retro and Classic Weekend

HSCC Historic Formula 3 with Classic Racing Cars and Historic Formula Junior

RACE 6 - SECTOR ANALYSIS



SECTOR 1 = FL to I1, SECTOR 2 = I1 to I2, SECTOR 3 = I2 to FL, DIFF = Difference To Personal Best Lap, P = Crossed Finish Line in Pit Lane, D = Time Disallowed

P10 60 I		Roger FOWLER				Lola T60				
IDEAL LAP TIME : 1:43.008		BEST LAP TIME : 1:43.074				DIFFERENCE : 0.066				
LAP	SECTOR 1	SECTOR 2		SECTOR 3		LAP TIME	MPH	DIFF	TIME OF DAY	
1 -		97.6	43.121	84.8	30.286	83.0	1:54.996	66.52	11.922	17:10:02.793
2 -	33.723	97.6	42.726	87.9	29.712	82.5	1:46.161	72.06	3.087	17:11:48.954
3 -	36.015	94.3	43.759	84.5	29.504	83.6	1:49.278	70.00	6.204	17:13:38.232
4 -	33.267	98.6	43.747	84.2	29.108	84.3	1:46.122	72.08	3.048	17:15:24.354
5 -	33.597	98.5	42.931	86.2	28.961	83.8	1:45.489	72.52	2.415	17:17:09.843
6 -	33.236	98.1	42.746	86.0	28.963	83.3	1:44.945	72.89	1.871	17:18:54.788
7 -	33.840	99.4	42.304	87.0	28.896	83.8	1:45.040	72.83	1.966	17:20:39.828
8 -	32.734	97.9	42.924	84.7	29.020	82.4	1:44.678	73.08	1.604	17:22:24.506
9 -	32.530	98.5	42.042	86.2	28.868	83.6	1:43.440 (3)	73.95	0.366	17:24:07.946
10 -	32.570	98.8	42.533	86.0	29.417	83.0	1:44.520	73.19	1.446	17:25:52.466
11 -	33.604	94.2	44.105	85.9	28.680	81.8	1:46.389	71.90	3.315	17:27:38.855
12 -	32.586	100.0	41.953	85.8	28.535	82.7	1:43.074 (1)	74.21		17:29:21.929
13 -	32.520	99.2	42.083	87.1	28.667	83.7	1:43.270 (2)	74.07	0.196	17:31:05.199

P11 65 CRE		George COOPER				Cooper T59				
IDEAL LAP TIME : 1:50.704		BEST LAP TIME : 1:51.316				DIFFERENCE : 0.612				
LAP	SECTOR 1	SECTOR 2		SECTOR 3		LAP TIME	MPH	DIFF	TIME OF DAY	
1 -		97.3	48.685	78.1	31.535	83.7	2:03.827	61.78	12.511	17:10:11.624
2 -	35.822	88.3	49.880	78.8	31.483	82.4	1:57.185	65.28	5.869	17:12:08.809
3 -	36.373	90.6	49.530	80.9	30.317	86.1	1:56.220	65.82	4.904	17:14:05.029
4 -	35.122	96.6	50.599	66.8	32.691	81.2	1:58.412	64.60	7.096	17:16:03.441
5 -	35.865	92.9	49.072	80.8	31.760	86.9	1:56.697	65.55	5.381	17:18:00.138
6 -	34.877	84.5	51.985	76.6	32.834	79.3	1:59.696	63.91	8.380	17:19:59.834
7 -	36.371	88.0	49.156	80.5	31.563	89.1	1:57.090	65.33	5.774	17:21:56.924
8 -	35.259	82.8	49.627	84.2	30.819	84.8	1:55.705 (3)	66.11	4.389	17:23:52.629
9 -	34.545	90.6	48.333	83.1	30.975	84.2	1:53.853 (2)	67.19	2.537	17:25:46.482
10 -	35.681	82.8	50.644	79.6	29.502	88.2	1:55.827	66.04	4.511	17:27:42.309
11 -	33.981	93.4	47.221	84.6	30.114	86.8	1:51.316 (1)	68.72		17:29:33.625

P12 77 JD1		Vern WILLIAMSON				Lynx T3				
IDEAL LAP TIME : 1:43.270		BEST LAP TIME : 1:43.722				DIFFERENCE : 0.452				
LAP	SECTOR 1	SECTOR 2		SECTOR 3		LAP TIME	MPH	DIFF	TIME OF DAY	
1 -		97.2	42.918	88.8	29.007	87.4	1:55.203 (2)	66.40	11.481	17:10:03.000
2 -	31.546	100.4	43.370	89.5	28.806	85.1	1:43.722 (1)	73.75		17:11:46.722
3 -	40.642	61.1	56.852	62.0	IN PIT		2:11.937 P	57.98	28.215	17:13:58.659

Croft Retro and Classic Weekend

HSCC Historic Formula 3 with Classic Racing Cars and Historic Formula Junior

RACE 6 - BEST SECTORS

SECTOR 1			SECTOR 2			SECTOR 3			IDEAL / BEST COMPARISON						
POS	NO	NAME	TIME	NO	NAME	TIME	NO	NAME	TIME	POS	NO	NAME	IDEAL	BEST	DIFF
													PERFECT LAP	1:29.266	
1	91	HUGHES	27.759	22	ARMER	36.797	91	HUGHES	24.710	1	91	HUGHES	1:29.367	1:29.693	0.326
2	22	ARMER	27.813	91	HUGHES	36.898	22	ARMER	25.276	2	22	ARMER	1:29.886	1:29.964	0.078
3	6	BOSSON	27.891	6	BOSSON	37.514	6	BOSSON	25.371	3	6	BOSSON	1:30.776	1:30.915	0.139
4	26	SEAMAN	28.791	26	SEAMAN	37.868	2	SEWELL	25.713	4	26	SEAMAN	1:32.702	1:33.658	0.956
5	45	HAMILTON	29.060	9	TART	37.891	16	LINSTONE	25.978	5	2	SEWELL	1:32.918	1:33.394	0.476
6	9	TART	29.126	2	SEWELL	37.924	45	HAMILTON	25.989	6	9	TART	1:33.258	1:33.803	0.545
7	2	SEWELL	29.281	45	HAMILTON	38.897	26	SEAMAN	26.043	7	45	HAMILTON	1:33.946	1:34.546	0.600
8	16	LINSTONE	29.421	16	LINSTONE	39.220	9	TART	26.241	8	16	LINSTONE	1:34.619	1:34.865	0.246
9	14	ETHERINGTON	31.348	14	ETHERINGTON	41.354	14	ETHERINGTON	28.232	9	14	ETHERINGTON	1:40.934	1:41.571	0.637
10	77	WILLIAMSON	31.546	60	FOWLER	41.953	60	FOWLER	28.535	10	60	FOWLER	1:43.008	1:43.074	0.066
11	60	FOWLER	32.520	77	WILLIAMSON	42.918	77	WILLIAMSON	28.806	11	77	WILLIAMSON	1:43.270	1:43.722	0.452
12	65	COOPER	33.981	65	COOPER	47.221	65	COOPER	29.502	12	65	COOPER	1:50.704	1:51.316	0.612

Weather / Track : Cloudy / Dry

Results can be found at www.tsl-timing.com

Croft
Circuit Length = 2.1250 miles
Start: 17:08 Flag 17:29 End: 17:32

Printed - 17:35 Saturday, 03 August 2019

Croft Retro and Classic Weekend

HSCC Historic Formula 3 with Classic Racing Cars and Historic Formula Junior

RACE 6 - BEST SPEEDS

POS	INTERMEDIATE 1			INTERMEDIATE 2			FINISH LINE		
	NO	NAME	MPH	NO	NAME	MPH	NO	NAME	MPH
1	26	SEAMAN	113.9	26	SEAMAN	99.2	2	SEWELL	95.7
2	6	BOSSON	113.7	22	ARMER	99.1	6	BOSSON	95.6
3	9	TART	112.2	91	HUGHES	98.8	26	SEAMAN	94.8
4	22	ARMER	111.8	2	SEWELL	98.2	91	HUGHES	93.4
5	91	HUGHES	111.4	6	BOSSON	97.2	9	TART	93.1
6	2	SEWELL	110.9	9	TART	95.8	16	LINSTONE	92.9
7	45	HAMILTON	109.6	45	HAMILTON	95.0	22	ARMER	92.5
8	16	LINSTONE	109.2	16	LINSTONE	93.4	45	HAMILTON	91.5
9	14	ETHERINGTON	104.2	14	ETHERINGTON	90.5	65	COOPER	89.1
10	77	WILLIAMSON	100.4	77	WILLIAMSON	89.5	14	ETHERINGTON	88.3
11	60	FOWLER	100.0	60	FOWLER	87.9	77	WILLIAMSON	87.4
12	65	COOPER	97.3	65	COOPER	84.6	60	FOWLER	84.3

Weather / Track : Cloudy / Dry

Results can be found at www.tsl-timing.com

Croft
Circuit Length = 2.1250 miles
Start: 17:08 Flag 17:29 End: 17:32

Printed - 17:35 Saturday, 03 August 2019

Croft Retro and Classic Weekend

HSCC Historic Formula 3 with Classic Racing Cars and Historic Formula Junior

RACE 6 - STATISTICS

Competitors Started 12
Planned Start 2019-08-03 @ 17:05:00.000
Actual Start 2019-08-03 @ 17:08:07.796
Finish Time 2019-08-03 @ 17:29:32.087
Track Length 2.1250mi.
Total Laps 152
Total Distance Covered 323.0041mi.

Session Fastest Lap History

NO	CL	NAME	LAP TIME	TIME OF DAY	LAP	VEHICLE
91	B	Jonathan HUGHES	1:36.861	17:09:44.674	1	Merlyn Mk14A
91	B	Jonathan HUGHES	1:31.021	17:11:15.694	2	Merlyn Mk14A
91	B	Jonathan HUGHES	1:30.255	17:12:45.950	3	Merlyn Mk14A
91	B	Jonathan HUGHES	1:29.693	17:25:02.977	11	Merlyn Mk14A

Session Leader History

NO	CL	NAME	FROM LAP	LAPS LED	DISTANCE	VEHICLE
91	B	Jonathan HUGHES	1	8	17.00 miles	Merlyn Mk14A
22	B	Simon ARMER	9	1	2.12 miles	March 703
91	B	Jonathan HUGHES	10	5	10.62 miles	Merlyn Mk14A

Flag History

TYPE	TIME OF DAY
GREEN	17:08:07.796
FINISH	17:29:32.087

Flag Statistics

TYPE	COUNT	TOTAL LAPS	TOTAL TIME
Green	1	14	24:15.347
Red	0	0	0.000
Safety Car	0	0	0.000
FCY	0	0	0.000

Weather / Track : Cloudy / Dry

These results are provisional until the conclusion of any judicial and technical matters.

Croft

Circuit Length = 2.1250 miles

Start: 17:08 Flag 17:29 End: 17:32

Clerk Of Course : Julian Floyd

Timekeeper : Nick Palmer

Croft Retro and Classic Weekend

HSCC Historic Formula 3 with Classic Racing Cars and Historic Formula Junior

RACE 6 - STATISTICS

CLASS : B

8 Starters

Fastest Lap History

NO	NAME	LAP TIME	TIME OF DAY	LAP	VEHICLE
91	Jonathan HUGHES	1:36.861	17:09:44.674	1	Merlyn Mk14A
91	Jonathan HUGHES	1:31.021	17:11:15.694	2	Merlyn Mk14A
91	Jonathan HUGHES	1:30.255	17:12:45.950	3	Merlyn Mk14A
91	Jonathan HUGHES	1:29.693	17:25:02.977	11	Merlyn Mk14A

Leader History

NO	NAME	FROM LAP	LAPS LED	DISTANCE	VEHICLE
91	Jonathan HUGHES	1	8	17.00 miles	Merlyn Mk14A
22	Simon ARMER	9	1	2.12 miles	March 703
91	Jonathan HUGHES	10	5	10.62 miles	Merlyn Mk14A

Weather / Track : Cloudy / Dry

These results are provisional until the conclusion of any judicial and technical matters.

Croft

Circuit Length = 2.1250 miles

Start: 17:08 Flag 17:29 End: 17:32

Clerk Of Course : Julian Floyd

Timekeeper : Nick Palmer

Croft Retro and Classic Weekend

HSCC Historic Formula 3 with Classic Racing Cars and Historic Formula Junior

RACE 6 - STATISTICS

CLASS : I

1 Starters

Fastest Lap History

NO	NAME	LAP TIME	TIME OF DAY	LAP	VEHICLE
60	Roger FOWLER	1:54.996	17:10:02.858	1	Lola T60
60	Roger FOWLER	1:46.161	17:11:49.020	2	Lola T60
60	Roger FOWLER	1:46.122	17:15:24.419	4	Lola T60
60	Roger FOWLER	1:45.489	17:17:09.909	5	Lola T60
60	Roger FOWLER	1:44.945	17:18:54.855	6	Lola T60
60	Roger FOWLER	1:44.678	17:22:24.573	8	Lola T60
60	Roger FOWLER	1:43.440	17:24:08.012	9	Lola T60
60	Roger FOWLER	1:43.074	17:29:21.996	12	Lola T60

Leader History

NO	NAME	FROM LAP	LAPS LED	DISTANCE	VEHICLE
60	Roger FOWLER	1	13	27.62 miles	Lola T60

Weather / Track : Cloudy / Dry

These results are provisional until the conclusion of any judicial and technical matters.

Croft

Circuit Length = 2.1250 miles

Start: 17:08 Flag 17:29 End: 17:32

Clerk Of Course : Julian Floyd

Timekeeper : Nick Palmer

Croft Retro and Classic Weekend

HSCC Historic Formula 3 with Classic Racing Cars and Historic Formula Junior

RACE 6 - STATISTICS

CLASS : CRE

1 Starters

Fastest Lap History

NO	NAME	LAP TIME	TIME OF DAY	LAP	VEHICLE
65	George COOPER	2:03.827	17:10:11.660	1	Cooper T59
65	George COOPER	1:57.185	17:12:08.845	2	Cooper T59
65	George COOPER	1:56.220	17:14:05.063	3	Cooper T59
65	George COOPER	1:55.705	17:23:52.664	8	Cooper T59
65	George COOPER	1:53.853	17:25:46.517	9	Cooper T59
65	George COOPER	1:51.316	17:29:33.661	11	Cooper T59

Leader History

NO	NAME	FROM LAP	LAPS LED	DISTANCE	VEHICLE
65	George COOPER	1	11	23.37 miles	Cooper T59

Weather / Track : Cloudy / Dry

These results are provisional until the conclusion of any judicial and technical matters.

Croft

Circuit Length = 2.1250 miles

Start: 17:08 Flag 17:29 End: 17:32

Clerk Of Course : Julian Floyd

Timekeeper : Nick Palmer

Croft Retro and Classic Weekend

HSCC Historic Formula 3 with Classic Racing Cars and Historic Formula Junior

RACE 6 - STATISTICS

CLASS : CRF

1 Starters

Fastest Lap History

NO	NAME	LAP TIME	TIME OF DAY	LAP	VEHICLE
45	Peter HAMILTON	1:41.735	17:09:49.563	1	Lotus 51
45	Peter HAMILTON	1:35.964	17:11:25.525	2	Lotus 51
45	Peter HAMILTON	1:34.918	17:13:00.444	3	Lotus 51
45	Peter HAMILTON	1:34.853	17:19:34.819	7	Lotus 51
45	Peter HAMILTON	1:34.546	17:24:20.284	10	Lotus 51

Leader History

NO	NAME	FROM LAP	LAPS LED	DISTANCE	VEHICLE
45	Peter HAMILTON	1	14	29.75 miles	Lotus 51

Weather / Track : Cloudy / Dry

These results are provisional until the conclusion of any judicial and technical matters.

Croft

Circuit Length = 2.1250 miles

Start: 17:08 Flag 17:29 End: 17:32

Clerk Of Course : Julian Floyd

Timekeeper : Nick Palmer

Croft Retro and Classic Weekend

HSCC Historic Formula 3 with Classic Racing Cars and Historic Formula Junior

RACE 6 - STATISTICS

CLASS : JD1

1 Starters

Fastest Lap History

NO	NAME	LAP TIME	TIME OF DAY	LAP	VEHICLE
77	Vern WILLIAMSON	1:55.203	17:10:03.024	1	Lynx T3
77	Vern WILLIAMSON	1:43.722	17:11:46.750	2	Lynx T3

Leader History

NO	NAME	FROM LAP	LAPS LED	DISTANCE	VEHICLE
77	Vern WILLIAMSON	1	3	6.37 miles	Lynx T3

Weather / Track : Cloudy / Dry

These results are provisional until the conclusion of any judicial and technical matters.

Croft

Circuit Length = 2.1250 miles

Start: 17:08 Flag 17:29 End: 17:32

Clerk Of Course : Julian Floyd

Timekeeper : Nick Palmer

Sheet No:

Issue Time:



Croft Retro and Classic Weekend

HSCC Historic Formula 3 with Classic Racing Cars and Historic Formula Junior

RACE 13 - GRID (20 minutes)

ROW 6	11	1:43.722 77 Vern WILLIAMSON	12	1:51.316 65 George COOPER
ROW 5	9	1:41.571 14 Simon ETHERINGTON	10	1:43.074 60 Roger FOWLER
ROW 4	7	1:34.546 45 Peter HAMILTON	8	1:34.865 16 Mark LINSTONE
ROW 3	5	1:33.658 26 Steve SEAMAN	6	1:33.803 9 Andrew TART
ROW 2	3	1:30.915 6 Leif BOSSON	4	1:33.394 2 Barry SEWELL
ROW 1	1	1:29.693 91 Jonathan HUGHES	2	1:29.964 22 Simon ARMER
Pole				

Croft
Circuit Length = 2.1250 miles

These results are provisional until the conclusion of any judicial and technical matters.

Clerk Of Course : Julian Floyd

Steward :

Timekeeper : Nick Palmer

Sheet No:	Issue Time:
-----------	-------------



Croft Retro and Classic Weekend

HSCC Historic Formula 3 with Classic Racing Cars and Historic Formula Junior

RACE 13 - CLASSIFICATION

POS	NO	CL	PIC NAME	ENTRY	LAPS	TIME	GAP	DIFF	MPH	BEST	ON
1	91	B	1 Jonathan HUGHES	Merlyn Mk14A	14	21:21.172			83.59	1:29.625	8
2	6	B	2 Leif BOSSON	Brabham BT28	14	22:09.963	48.791	48.791	80.52	1:32.115	11
3	26	B	3 Steve SEAMAN	Brabham BT21	14	22:15.355	54.183	5.392	80.20	1:33.260	8
4	45	CRF	1 Peter HAMILTON	Lotus 51	14	22:25.904	1:04.732	10.549	79.57	1:34.501	11
5	9	B	4 Andrew TART	Merlyn Mk9	14	22:29.033	1:07.861	3.129	79.39	1:34.660	9
6	16	B	5 Mark LINSTONE	Brabham BT21B	14	22:30.163	1:08.991	1.130	79.32	1:34.699	9
7	14	B	6 Simon ETHERINGTON	Brabham BT15	13	22:17.375	1 Lap	1 Lap	74.36	1:39.855	11
8	60	I	1 Roger FOWLER	Lola T60	12	21:29.740	2 Laps	1 Lap	71.17	1:43.822	12
9	77	JD1	1 Vern WILLIAMSON	Lynx T3	12	23:12.346	2 Laps	1:42.606	65.93	1:52.498	9
10	65	CRE	1 George COOPER	Cooper T59	11	21:25.404	3 Laps	1 Lap	65.46	1:51.672	8

NOT CLASSIFIED

DNF	2	B	Barry SEWELL	Lotus 41	11	17:36.083	3 Laps		79.68	1:33.728	11
DNF	22	B	Simon ARMER	March 703	5	7:57.200	9 Laps	6 Laps	80.15	1:32.660	3

FASTEST LAP

91	B	Jonathan HUGHES	Merlyn Mk14A	8	1:29.625	85.35 mph	137.36 kph
45	CRF	Peter HAMILTON	Lotus 51	11	1:34.501	80.95 mph	130.28 kph
60	I	Roger FOWLER	Lola T60	12	1:43.822	73.68 mph	118.58 kph
65	CRE	George COOPER	Cooper T59	8	1:51.672	68.50 mph	110.24 kph
77	JD1	Vern WILLIAMSON	Lynx T3	9	1:52.498	68.00 mph	109.43 kph

Weather / Track : Cloudy / Dry

These results are provisional until the conclusion of any judicial and technical matters.

Croft

Circuit Length = 2.1250 miles

Start: 15:19 Flag 15:41 End: 15:43

Clerk Of Course : Julian Floyd	Steward :	Timekeeper : Nick Palmer
--------------------------------	-----------	--------------------------

Croft Retro and Classic Weekend

HSCC Historic Formula 3 with Classic Racing Cars and Historic Formula Junior

RACE 13 - LAP CHART

LAP 1 @ 15:21:22.934			LAP 2 @ 15:22:53.529			LAP 3 @ 15:24:23.528			LAP 4 @ 15:25:53.966			LAP 5 @ 15:27:25.410		
NO	BEHIND	LAP TIME	NO	BEHIND	LAP TIME	NO	BEHIND	LAP TIME	NO	BEHIND	LAP TIME	NO	BEHIND	LAP TIME
91		1:36.896	91		1:30.595	91		1:29.999	91		1:30.438	91		1:31.444
6	3.462	1:40.358	6	7.302	1:34.435	6	10.032	1:32.729	6	12.775	1:33.181	65	1 Lap	1:54.509
22	4.161	1:41.057	22	7.984	1:34.418	22	10.645	1:32.660	22	13.193	1:32.986	77	1 Lap	1:55.901
45	6.365	1:43.261	45	10.855	1:35.085	45	17.875	1:37.019	26	21.753	1:34.163	6	14.174	1:32.843
26	7.234	1:44.130	26	11.232	1:34.593	26	18.028	1:36.795	45	23.489	1:36.052	22	17.828	1:36.079
16	7.472	1:44.368	16	12.951	1:36.074	16	18.654	1:35.702	16	24.417	1:36.201	26	24.847	1:34.538
2	8.079	1:44.975	2	13.609	1:36.125	2	19.853	1:36.243	2	24.546	1:35.131	45	26.694	1:34.649
9	9.467	1:46.363	9	13.946	1:35.074	9	20.427	1:36.480	9	25.141	1:35.152	16	29.254	1:36.281
14	16.250	1:53.146	14	29.344	1:43.689	14	42.016	1:42.671	14	54.488	1:42.910	2	29.721	1:36.619
60	26.021	2:02.917	60	42.229	1:46.803	60	58.913	1:46.683	60	1:13.639	1:45.164	9	30.866	1:37.169
65	28.159	2:05.055	65	52.830	1:55.266	77	1:17.362	1:53.288				14	1:05.531	1:42.487
77	28.473	2:05.369	77	54.073	1:56.195	65	1:17.932	1:55.101				60	1:27.412	1:45.217

Weather / Track : Cloudy / Dry

Results can be found at www.tsl-timing.com

Page 1 of 3

Croft
Circuit Length = 2.1250 miles
Start: 15:19 Flag 15:41 End: 15:43

Printed - 15:45 Sunday, 04 August 2019

Croft Retro and Classic Weekend

HSCC Historic Formula 3 with Classic Racing Cars and Historic Formula Junior

RACE 13 - LAP CHART

LAP 6 @ 15:28:55.576			LAP 7 @ 15:30:25.927			LAP 8 @ 15:31:55.552			LAP 9 @ 15:33:26.068			LAP 10 @ 15:34:58.207		
NO	BEHIND	LAP TIME	NO	BEHIND	LAP TIME	NO	BEHIND	LAP TIME	NO	BEHIND	LAP TIME	NO	BEHIND	LAP TIME
91		1:30.166	91		1:30.351	91		1:29.625	91		1:30.516	91		1:32.139
6	21.377	1:37.369	60	1 Lap	1:45.218	60	1 Lap	1:45.451	14	1 Lap	1:41.986	65	2 Laps	1:51.672
26	32.115	1:37.434	6	26.446	1:35.420	6	32.107	1:35.286	6	36.622	1:35.031	14	1 Lap	1:41.316
45	34.214	1:37.686	26	35.322	1:33.558	26	38.957	1:33.260	26	42.909	1:34.468	77	2 Laps	1:52.850
2	35.748	1:36.193	2	39.458	1:34.061	2	43.758	1:33.925	60	1 Lap	1:49.723	6	39.042	1:34.559
16	36.540	1:37.452	45	40.024	1:36.161	45	44.945	1:34.546	2	47.647	1:34.405	26	44.604	1:33.834
9	37.129	1:36.429	9	42.171	1:35.393	9	47.967	1:35.421	45	49.309	1:34.880	2	50.186	1:34.678
77	1 Lap	1:57.824	16	42.444	1:36.255	16	48.220	1:35.401	9	52.111	1:34.660	45	52.368	1:35.198
65	1 Lap	1:59.143	65	1 Lap	1:53.383	65	1 Lap	1:54.296	16	52.403	1:34.699	9	55.408	1:35.436
14	1:16.682	1:41.317	77	1 Lap	1:55.214	77	1 Lap	1:53.179				16	55.743	1:35.479
			14	1:26.579	1:40.248							60	1 Lap	1:47.536

Weather / Track : Cloudy / Dry

Results can be found at www.tsl-timing.com

Page 2 of 3

Croft
Circuit Length = 2.1250 miles
Start: 15:19 Flag 15:41 End: 15:43

Printed - 15:45 Sunday, 04 August 2019

Croft Retro and Classic Weekend

HSCC Historic Formula 3 with Classic Racing Cars and Historic Formula Junior

RACE 13 - LAP CHART

LAP 11 @ 15:36:29.618			LAP 12 @ 15:37:59.307			LAP 13 @ 15:39:31.267			LAP 14 @ 15:41:07.210		
NO	BEHIND	LAP TIME	NO	BEHIND	LAP TIME	NO	BEHIND	LAP TIME	NO	BEHIND	LAP TIME
91		1:31.411	91		1:29.689	91		1:31.960	91		1:35.943
14	1 Lap	1:41.769	14	1 Lap	1:39.855	60	2 Laps	1:46.504	65	3 Laps	2:01.893 P
77	2 Laps	1:52.498	6	43.641	1:33.584	6	47.253	1:35.572	60	2 Laps	1:43.822
65	2 Laps	1:54.491	26	51.493	1:34.470	14	1 Lap	1:43.073	6	48.791	1:37.481
6	39.746	1:32.115	45	1:02.748	1:36.979	26	53.462	1:33.929	26	54.183	1:36.664
26	46.712	1:33.519	77	2 Laps	1:54.469	45	1:05.572	1:34.784	14	1 Lap	1:42.908
2	52.503	1:33.728	9	1:04.426	1:35.446	9	1:07.722	1:35.256	45	1:04.732	1:35.103
45	55.458	1:34.501	16	1:05.106	1:35.644	16	1:09.292	1:36.146	9	1:07.861	1:36.082
9	58.669	1:34.672	65	2 Laps	2:00.595	77	2 Laps	1:56.382	16	1:08.991	1:35.642
16	59.151	1:34.819							77	2 Laps	1:59.177
60	1 Lap	1:44.702									

Weather / Track : Cloudy / Dry

Results can be found at www.tsl-timing.com

Page 3 of 3

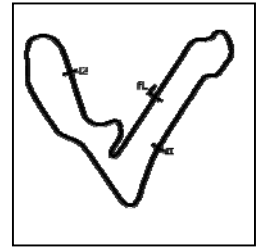
Croft
Circuit Length = 2.1250 miles
Start: 15:19 Flag 15:41 End: 15:43

Printed - 15:45 Sunday, 04 August 2019

Croft Retro and Classic Weekend

HSCC Historic Formula 3 with Classic Racing Cars and Historic Formula Junior

RACE 13 - SECTOR ANALYSIS



SECTOR 1 = FL to I1, SECTOR 2 = I1 to I2, SECTOR 3 = I2 to FL, DIFF = Difference To Personal Best Lap, P = Crossed Finish Line in Pit Lane, D = Time Disallowed

P1		91 B		Jonathan HUGHES			Merlyn Mk14A				
IDEAL LAP TIME : 1:29.491		BEST LAP TIME : 1:29.625			DIFFERENCE : 0.134						
LAP	SECTOR 1	SECTOR 2	SECTOR 3	LAP TIME	MPH	DIFF	TIME OF DAY				
1 -		106.1	38.686	85.0	25.074	94.2	1:36.896	78.95	7.271	15:21:22.934	
2 -	27.790	108.0	37.364	93.9	25.441	94.4	1:30.595	84.44	0.970	15:22:53.529	
3 -	27.874	108.0	37.382	96.8	24.743	94.9	1:29.999 (3)	85.00	0.374	15:24:23.528	
4 -	27.973	107.8	37.660	96.9	24.805	95.0	1:30.438	84.58	0.813	15:25:53.966	
5 -	28.448	101.3	38.105	96.4	24.891	94.4	1:31.444	83.65	1.819	15:27:25.410	
6 -	27.779	108.2	37.571	95.8	24.816	94.9	1:30.166	84.84	0.541	15:28:55.576	
7 -	28.043	109.1	37.428	95.8	24.880	95.0	1:30.351	84.67	0.726	15:30:25.927	
8 -	27.720	108.5	37.187	96.0	24.718	95.0	1:29.625 (1)	85.35		15:31:55.552	
9 -	28.053	108.4	37.494	95.4	24.969	94.4	1:30.516	84.51	0.891	15:33:26.068	
10 -	29.802	104.5	37.395	96.2	24.942	94.5	1:32.139	83.02	2.514	15:34:58.207	
11 -	27.997	109.4	38.548	94.1	24.866	95.3	1:31.411	83.68	1.786	15:36:29.618	
12 -	27.846	109.2	37.053	96.6	24.790	95.4	1:29.689 (2)	85.29	0.064	15:37:59.307	
13 -	27.993	107.2	38.460	91.5	25.507	94.9	1:31.960	83.18	2.335	15:39:31.267	
14 -	28.625	109.1	39.018	93.7	28.300	87.9	1:35.943	79.73	6.318	15:41:07.210	

P2		6 B		Leif BOSSON			Brabham BT28				
IDEAL LAP TIME : 1:32.022		BEST LAP TIME : 1:32.115			DIFFERENCE : 0.093						
LAP	SECTOR 1	SECTOR 2	SECTOR 3	LAP TIME	MPH	DIFF	TIME OF DAY				
1 -		106.3	39.523	94.5	25.834	93.7	1:40.358	76.22	8.243	15:21:26.396	
2 -	28.999	107.0	39.495	93.8	25.941	94.0	1:34.435	81.00	2.320	15:23:00.831	
3 -	28.756	107.0	38.271	93.9	25.702	94.6	1:32.729 (2)	82.49	0.614	15:24:33.560	
4 -	28.819	107.2	38.441	93.7	25.921	91.7	1:33.181	82.09	1.066	15:26:06.741	
5 -	28.866	106.8	38.459	94.6	25.518	92.9	1:32.843 (3)	82.39	0.728	15:27:39.584	
6 -	32.070	102.7	39.238	91.8	26.061	92.4	1:37.369	78.56	5.254	15:29:16.953	
7 -	30.032	104.3	39.572	93.9	25.816	92.5	1:35.420	80.17	3.305	15:30:52.373	
8 -	29.856	104.3	39.302	92.4	26.128	93.0	1:35.286	80.28	3.171	15:32:27.659	
9 -	29.623	104.6	39.227	92.5	26.181	91.3	1:35.031	80.50	2.916	15:34:02.690	
10 -	29.723	105.6	38.989	93.4	25.847	93.0	1:34.559	80.90	2.444	15:35:37.249	
11 -	28.849	107.8	37.816	94.9	25.450	95.6	1:32.115 (1)	83.04		15:37:09.364	
12 -	29.517	107.0	38.154	95.0	25.913	94.1	1:33.584	81.74	1.469	15:38:42.948	
13 -	29.046	106.5	40.015	92.1	26.511	92.6	1:35.572	80.04	3.457	15:40:18.520	
14 -	30.123	103.5	40.368	92.4	26.990	89.7	1:37.481	78.47	5.366	15:41:56.001	

P3		26 B		Steve SEAMAN			Brabham BT21				
IDEAL LAP TIME : 1:32.878		BEST LAP TIME : 1:33.260			DIFFERENCE : 0.382						
LAP	SECTOR 1	SECTOR 2	SECTOR 3	LAP TIME	MPH	DIFF	TIME OF DAY				
1 -		107.8	40.544	95.8	27.128	94.2	1:44.130	73.46	10.870	15:21:30.168	
2 -	29.403	108.5	38.983	95.0	26.207	94.4	1:34.593	80.87	1.333	15:23:04.761	
3 -	29.839	104.2	40.344	94.7	26.612	94.9	1:36.795	79.03	3.535	15:24:41.556	
4 -	29.283	107.2	38.727	95.7	26.153	93.9	1:34.163	81.24	0.903	15:26:15.719	
5 -	29.437	107.2	39.050	95.1	26.051	93.2	1:34.538	80.92	1.278	15:27:50.257	
6 -	29.503	107.7	41.812	91.3	26.119	94.0	1:37.434	78.51	4.174	15:29:27.691	
7 -	29.124	107.7	38.284	96.1	26.150	93.6	1:33.558 (3)	81.76	0.298	15:31:01.249	
8 -	28.771	107.2	38.299	94.3	26.190	93.9	1:33.260 (1)	82.02		15:32:34.509	
9 -	29.100	107.7	38.841	94.3	26.527	93.7	1:34.468	80.98	1.208	15:34:08.977	
10 -	29.015	108.2	38.481	94.9	26.338	92.6	1:33.834	81.52	0.574	15:35:42.811	
11 -	29.059	107.5	38.595	95.8	25.865	93.7	1:33.519 (2)	81.80	0.259	15:37:16.330	
12 -	29.090	108.5	39.216	95.7	26.164	92.5	1:34.470	80.97	1.210	15:38:50.800	
13 -	28.729	108.0	38.612	93.8	26.588	92.9	1:33.929	81.44	0.669	15:40:24.729	
14 -	28.750	110.1	40.706	95.3	27.208	89.8	1:36.664	79.14	3.404	15:42:01.393	

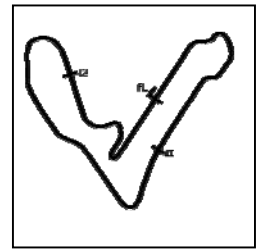
Weather / Track : Cloudy / Dry

Croft
Circuit Length = 2.1250 miles
Start: 15:19 Flag 15:41 End: 15:43

Croft Retro and Classic Weekend

HSCC Historic Formula 3 with Classic Racing Cars and Historic Formula Junior

RACE 13 - SECTOR ANALYSIS



SECTOR 1 = FL to I1, SECTOR 2 = I1 to I2, SECTOR 3 = I2 to FL, DIFF = Difference To Personal Best Lap, P = Crossed Finish Line in Pit Lane, D = Time Disallowed

P4 45 CRF Peter HAMILTON		Lotus 51								
IDEAL LAP TIME : 1:34.050		BEST LAP TIME : 1:34.501		DIFFERENCE : 0.451						
LAP	SECTOR 1	SECTOR 2	SECTOR 3	LAP TIME	MPH	DIFF	TIME OF DAY			
1 -	105.6	40.005	91.5	26.425	90.4	1:43.261	74.08	8.760	15:21:29.299	
2 -	29.385	104.2	39.246	90.5	26.454	90.1	1:35.085	80.45	0.584	15:23:04.384
3 -	30.080	103.5	40.361	89.9	26.578	88.8	1:37.019	78.85	2.518	15:24:41.403
4 -	29.968	105.5	39.861	90.8	26.223	90.5	1:36.052	79.64	1.551	15:26:17.455
5 -	29.266	105.5	39.291	91.9	26.092	89.4	1:34.649 (3)	80.82	0.148	15:27:52.104
6 -	29.307	105.8	41.359	87.1	27.020	90.9	1:37.686	78.31	3.185	15:29:29.790
7 -	29.518	103.8	39.456	90.9	27.187	91.9	1:36.161	79.55	1.660	15:31:05.951
8 -	29.148	106.0	39.381	91.5	26.017	90.5	1:34.546 (2)	80.91	0.045	15:32:40.497
9 -	29.601	104.6	39.215	92.3	26.064	90.3	1:34.880	80.62	0.379	15:34:15.377
10 -	29.978	104.8	39.319	91.4	25.901	90.9	1:35.198	80.35	0.697	15:35:50.575
11 -	29.287	104.6	39.054	91.9	26.160	90.2	1:34.501 (1)	80.95		15:37:25.076
12 -	29.543	104.0	40.988	84.9	26.448	90.5	1:36.979	78.88	2.478	15:39:02.055
13 -	29.366	104.5	39.570	90.4	25.848	90.1	1:34.784	80.71	0.283	15:40:36.839
14 -	29.343	104.6	39.535	90.8	26.225	90.0	1:35.103	80.44	0.602	15:42:11.942

P5 9 B Andrew TART		Merlyn Mk9								
IDEAL LAP TIME : 1:34.428		BEST LAP TIME : 1:34.660		DIFFERENCE : 0.232						
LAP	SECTOR 1	SECTOR 2	SECTOR 3	LAP TIME	MPH	DIFF	TIME OF DAY			
1 -	104.2	40.800	93.7	26.869	93.7	1:46.363	71.92	11.703	15:21:32.401	
2 -	28.853	111.1	39.720	94.5	26.501	95.4	1:35.074 (3)	80.46	0.414	15:23:07.475
3 -	29.356	111.1	40.242	93.9	26.882	94.4	1:36.480	79.29	1.820	15:24:43.955
4 -	29.057	110.7	39.351	95.8	26.744	94.2	1:35.152	80.39	0.492	15:26:19.107
5 -	29.225	112.0	41.325	89.3	26.619	93.1	1:37.169	78.72	2.509	15:27:56.276
6 -	29.382	106.3	39.719	95.0	27.328	93.2	1:36.429	79.33	1.769	15:29:32.705
7 -	28.916	112.4	39.602	95.7	26.875	93.0	1:35.393	80.19	0.733	15:31:08.098
8 -	29.220	108.4	39.567	94.3	26.634	93.1	1:35.421	80.17	0.761	15:32:43.519
9 -	29.026	109.2	39.274	95.0	26.360	92.9	1:34.660 (1)	80.81		15:34:18.179
10 -	29.393	108.5	39.401	94.3	26.642	92.0	1:35.436	80.15	0.776	15:35:53.615
11 -	29.048	109.1	39.215	94.3	26.409	93.4	1:34.672 (2)	80.80	0.012	15:37:28.287
12 -	28.859	109.6	39.744	91.6	26.843	92.7	1:35.446	80.15	0.786	15:39:03.733
13 -	29.331	109.6	39.276	94.3	26.649	92.1	1:35.256	80.31	0.596	15:40:38.989
14 -	29.820	102.1	39.492	94.6	26.770	88.1	1:36.082	79.62	1.422	15:42:15.071

P6 16 B Mark LINSTONE		Brabham BT21B								
IDEAL LAP TIME : 1:34.153		BEST LAP TIME : 1:34.699		DIFFERENCE : 0.546						
LAP	SECTOR 1	SECTOR 2	SECTOR 3	LAP TIME	MPH	DIFF	TIME OF DAY			
1 -	105.1	40.187	93.0	26.724	93.7	1:44.368	73.29	9.669	15:21:30.406	
2 -	29.785	107.3	39.904	92.4	26.385	92.4	1:36.074	79.62	1.375	15:23:06.480
3 -	29.623	105.1	39.576	92.6	26.503	93.2	1:35.702	79.93	1.003	15:24:42.182
4 -	29.447	107.2	40.147	93.4	26.607	91.3	1:36.201	79.52	1.502	15:26:18.383
5 -	29.391	106.3	40.495	90.5	26.395	91.1	1:36.281	79.45	1.582	15:27:54.664
6 -	29.768	103.8	40.599	94.1	27.085	92.5	1:37.452	78.50	2.753	15:29:32.116
7 -	29.236	106.1	39.810	90.6	27.209	94.2	1:36.255	79.47	1.556	15:31:08.371
8 -	29.440	107.7	39.782	93.8	26.179	94.2	1:35.401 (3)	80.18	0.702	15:32:43.772
9 -	29.202	108.2	39.477	94.6	26.020	94.0	1:34.699 (1)	80.78		15:34:18.471
10 -	29.590	103.2	39.524	93.9	26.365	93.6	1:35.479	80.12	0.780	15:35:53.950
11 -	29.514	106.5	39.025	93.7	26.280	93.7	1:34.819 (2)	80.68	0.120	15:37:28.769
12 -	29.233	107.2	39.885	90.6	26.526	90.4	1:35.644	79.98	0.945	15:39:04.413
13 -	30.051	106.5	39.576	92.0	26.519	91.7	1:36.146	79.56	1.447	15:40:40.559
14 -	29.108	105.6	40.014	91.1	26.520	90.9	1:35.642	79.98	0.943	15:42:16.201

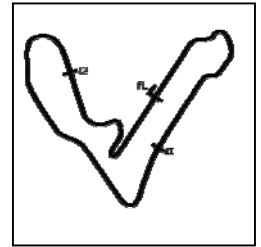
Weather / Track : Cloudy / Dry

Croft
Circuit Length = 2.1250 miles
Start: 15:19 Flag 15:41 End: 15:43

Croft Retro and Classic Weekend

HSCC Historic Formula 3 with Classic Racing Cars and Historic Formula Junior

RACE 13 - SECTOR ANALYSIS



SECTOR 1 = FL to I1, SECTOR 2 = I1 to I2, SECTOR 3 = I2 to FL, DIFF = Difference To Personal Best Lap, P = Crossed Finish Line in Pit Lane, D = Time Disallowed

P7 14 B		Simon ETHERINGTON					Brabham BT15				
IDEAL LAP TIME : 1:39.122		BEST LAP TIME : 1:39.855					DIFFERENCE : 0.733				
LAP	SECTOR 1		SECTOR 2		SECTOR 3		LAP TIME	MPH	DIFF	TIME OF DAY	
1 -		97.9	41.717	86.7	29.545	85.2	1:53.146	67.61	13.291	15:21:39.184	
2 -	31.651	94.5	43.629	88.4	28.409	87.3	1:43.689	73.77	3.834	15:23:22.873	
3 -	31.529	101.2	42.398	86.5	28.744	89.0	1:42.671	74.51	2.816	15:25:05.544	
4 -	31.654	100.1	42.409	88.5	28.847	87.8	1:42.910	74.33	3.055	15:26:48.454	
5 -	31.549	100.0	42.565	87.7	28.373	87.0	1:42.487	74.64	2.632	15:28:30.941	
6 -	31.447	100.6	41.929	89.1	27.941	88.8	1:41.317	75.50	1.462	15:30:12.258	
7 -	31.516	100.7	40.919	90.1	27.813	88.0	1:40.248 (2)	76.31	0.393	15:31:52.506	
8 -	31.578	94.1	42.564	88.7	27.844	87.3	1:41.986	75.01	2.131	15:33:34.492	
9 -	30.896	102.6	41.114	87.8	29.306	86.2	1:41.316 (3)	75.50	1.461	15:35:15.808	
10 -	32.549	100.7	41.297	86.1	27.923	86.8	1:41.769	75.17	1.914	15:36:57.577	
11 -	31.469	100.3	40.413	89.8	27.973	86.8	1:39.855 (1)	76.61		15:38:37.432	
12 -	30.995	101.6	42.683	84.7	29.395	87.0	1:43.073	74.22	3.218	15:40:20.505	
13 -	31.780	100.6	41.621	87.4	29.507	85.7	1:42.908	74.33	3.053	15:42:03.413	

P8 60 I		Roger FOWLER					Lola T60				
IDEAL LAP TIME : 1:43.407		BEST LAP TIME : 1:43.822					DIFFERENCE : 0.415				
LAP	SECTOR 1		SECTOR 2		SECTOR 3		LAP TIME	MPH	DIFF	TIME OF DAY	
1 -		93.5	48.847	81.5	29.583	81.9	2:02.917	62.23	19.095	15:21:48.955	
2 -	33.401	95.8	43.829	84.9	29.573	81.8	1:46.803	71.62	2.981	15:23:35.758	
3 -	33.686	95.3	43.890	84.8	29.107	84.0	1:46.683	71.70	2.861	15:25:22.441	
4 -	32.889	96.5	42.764	84.3	29.511	83.2	1:45.164 (3)	72.74	1.342	15:27:07.605	
5 -	33.174	96.4	43.072	84.7	28.971	82.8	1:45.217	72.70	1.395	15:28:52.822	
6 -	33.852	96.4	42.511	85.2	28.855	84.3	1:45.218	72.70	1.396	15:30:38.040	
7 -	33.214	96.0	43.050	85.3	29.187	81.8	1:45.451	72.54	1.629	15:32:23.491	
8 -	33.744	89.4	43.776	84.4	32.203	82.8	1:49.723	69.72	5.901	15:34:13.214	
9 -	34.785	87.6	43.566	85.4	29.185	84.1	1:47.536	71.13	3.714	15:36:00.750	
10 -	32.694	96.6	42.963	85.0	29.045	82.8	1:44.702 (2)	73.06	0.880	15:37:45.452	
11 -	32.774	96.2	44.183	80.3	29.547	82.4	1:46.504	71.82	2.682	15:39:31.956	
12 -	32.743	97.5	42.877	84.5	28.202	84.2	1:43.822 (1)	73.68		15:41:15.778	

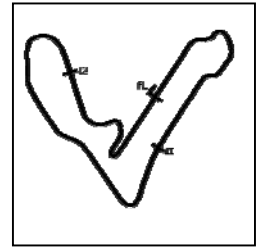
P9 77 JD1		Vern WILLIAMSON					Lynx T3				
IDEAL LAP TIME : 1:51.241		BEST LAP TIME : 1:52.498					DIFFERENCE : 1.257				
LAP	SECTOR 1		SECTOR 2		SECTOR 3		LAP TIME	MPH	DIFF	TIME OF DAY	
1 -		91.5	50.158	77.2	31.107	86.6	2:05.369	61.02	12.871	15:21:51.407	
2 -	35.769	93.3	49.448	73.5	30.978	84.5	1:56.195	65.83	3.697	15:23:47.602	
3 -	34.224	95.0	48.159	81.8	30.905	85.3	1:53.288	67.52	0.790	15:25:40.890	
4 -	35.415	93.3	49.250	76.5	31.236	86.6	1:55.901	66.00	3.403	15:27:36.791	
5 -	37.045	99.1	48.183	79.9	32.596	83.7	1:57.824	64.92	5.326	15:29:34.615	
6 -	34.776	94.1	49.863	79.1	30.575	87.1	1:55.214	66.39	2.716	15:31:29.829	
7 -	33.844	98.9	48.411	78.7	30.924	85.2	1:53.179 (3)	67.59	0.681	15:33:23.008	
8 -	34.948	99.2	46.926	79.4	30.976	85.6	1:52.850 (2)	67.78	0.352	15:35:15.858	
9 -	34.585	98.2	47.442	81.3	30.471	83.7	1:52.498 (1)	68.00		15:37:08.356	
10 -	35.242	91.9	48.316	74.4	30.911	80.8	1:54.469	66.83	1.971	15:39:02.825	
11 -	36.389	87.4	48.579	77.3	31.414	79.7	1:56.382	65.73	3.884	15:40:59.207	
12 -	37.066	85.0	50.138	72.0	31.973	78.1	1:59.177	64.19	6.679	15:42:58.384	

Weather / Track : Cloudy / Dry

Croft Retro and Classic Weekend

HSCC Historic Formula 3 with Classic Racing Cars and Historic Formula Junior

RACE 13 - SECTOR ANALYSIS



SECTOR 1 = FL to I1, SECTOR 2 = I1 to I2, SECTOR 3 = I2 to FL, DIFF = Difference To Personal Best Lap, P = Crossed Finish Line in Pit Lane, D = Time Disallowed

P10 65 CRE		George COOPER					Cooper T59			
IDEAL LAP TIME : 1:50.344		BEST LAP TIME : 1:51.672					DIFFERENCE : 1.328			
LAP	SECTOR 1	SECTOR 2		SECTOR 3		LAP TIME	MPH	DIFF	TIME OF DAY	
1 -		84.9	51.930	77.2	31.231	77.5	2:05.055	61.17	13.383	15:21:51.093
2 -	35.940	81.6	49.406	83.5	29.920	88.7	1:55.266	66.36	3.594	15:23:46.359
3 -	35.483	72.4	48.655	78.3	30.963	84.6	1:55.101	66.46	3.429	15:25:41.460
4 -	35.453	85.7	47.928	77.4	31.128	78.7	1:54.509	66.80	2.837	15:27:35.969
5 -	36.122	85.7	50.765	77.4	32.256	88.3	1:59.143	64.20	7.471	15:29:35.112
6 -	34.330	101.0	49.013	80.1	30.040	89.0	1:53.383 (2)	67.47	1.711	15:31:28.495
7 -	34.627	95.7	49.435	75.3	30.234	89.0	1:54.296 (3)	66.93	2.624	15:33:22.791
8 -	33.990	87.2	47.175	84.2	30.507	79.9	1:51.672 (1)	68.50		15:35:14.463
9 -	34.634	80.4	49.247	73.8	30.610	87.0	1:54.491	66.81	2.819	15:37:08.954
10 -	35.331	81.2	53.838	59.8	31.426	86.1	2:00.595	63.43	8.923	15:39:09.549
11 -	33.249	101.0	52.811	52.6	IN PIT		2:01.893 P	62.76	10.221	15:41:11.442

P11 2 B		Barry SEWELL					Lotus 41			
IDEAL LAP TIME : 1:33.265		BEST LAP TIME : 1:33.728					DIFFERENCE : 0.463			
LAP	SECTOR 1	SECTOR 2		SECTOR 3		LAP TIME	MPH	DIFF	TIME OF DAY	
1 -		108.7	40.444	95.1	26.860	92.9	1:44.975	72.87	11.247	15:21:31.013
2 -	29.587	108.7	39.786	95.1	26.752	93.1	1:36.125	79.58	2.397	15:23:07.138
3 -	29.153	109.4	39.639	96.9	27.451	93.6	1:36.243	79.48	2.515	15:24:43.381
4 -	28.819	110.0	39.683	95.7	26.629	93.5	1:35.131	80.41	1.403	15:26:18.512
5 -	29.567	109.6	41.049	91.0	26.003	93.7	1:36.619	79.17	2.891	15:27:55.131
6 -	29.380	107.8	39.763	95.0	27.050	93.1	1:36.193	79.52	2.465	15:29:31.324
7 -	29.095	106.8	38.460	93.4	26.506	94.0	1:34.061 (3)	81.33	0.333	15:31:05.385
8 -	28.983	106.5	38.721	92.5	26.221	93.4	1:33.925 (2)	81.44	0.197	15:32:39.310
9 -	29.135	106.0	39.030	93.9	26.240	93.2	1:34.405	81.03	0.677	15:34:13.715
10 -	29.634	105.6	38.862	94.9	26.182	93.2	1:34.678	80.80	0.950	15:35:48.393
11 -	29.114	106.8	38.628	95.3	25.986	93.1	1:33.728 (1)	81.62		15:37:22.121

P12 22 B		Simon ARMER					March 703			
IDEAL LAP TIME : 1:31.649		BEST LAP TIME : 1:32.660					DIFFERENCE : 1.011			
LAP	SECTOR 1	SECTOR 2		SECTOR 3		LAP TIME	MPH	DIFF	TIME OF DAY	
1 -		106.6	39.418	94.9	26.019	94.0	1:41.057	75.70	8.397	15:21:27.095
2 -	28.474	108.5	39.778	96.0	26.166	93.7	1:34.418 (3)	81.02	1.758	15:23:01.513
3 -	28.386	108.5	38.462	96.0	25.812	93.7	1:32.660 (1)	82.56		15:24:34.173
4 -	28.407	109.6	38.559	97.5	26.020	94.5	1:32.986 (2)	82.27	0.326	15:26:07.159
5 -	28.424	108.9	37.451	95.5	30.204	35.2	1:36.079	79.62	3.419	15:27:43.238

Croft Retro and Classic Weekend

HSCC Historic Formula 3 with Classic Racing Cars and Historic Formula Junior

RACE 13 - BEST SECTORS

SECTOR 1			SECTOR 2			SECTOR 3			IDEAL / BEST COMPARISON						
POS	NO	NAME	TIME	NO	NAME	TIME	NO	NAME	TIME	POS	NO	NAME	IDEAL	BEST	DIFF
													PERFECT LAP	1:29.491	
1	91	HUGHES	27.720	91	HUGHES	37.053	91	HUGHES	24.718	1	91	HUGHES	1:29.491	1:29.625	0.134
2	22	ARMER	28.386	22	ARMER	37.451	6	BOSSON	25.450	2	22	ARMER	1:31.649	1:32.660	1.011
3	26	SEAMAN	28.729	6	BOSSON	37.816	22	ARMER	25.812	3	6	BOSSON	1:32.022	1:32.115	0.093
4	6	BOSSON	28.756	26	SEAMAN	38.284	45	HAMILTON	25.848	4	26	SEAMAN	1:32.878	1:33.260	0.382
5	2	SEWELL	28.819	2	SEWELL	38.460	26	SEAMAN	25.865	5	2	SEWELL	1:33.265	1:33.728	0.463
6	9	TART	28.853	16	LINSTONE	39.025	2	SEWELL	25.986	6	45	HAMILTON	1:34.050	1:34.501	0.451
7	16	LINSTONE	29.108	45	HAMILTON	39.054	16	LINSTONE	26.020	7	16	LINSTONE	1:34.153	1:34.699	0.546
8	45	HAMILTON	29.148	9	TART	39.215	9	TART	26.360	8	9	TART	1:34.428	1:34.660	0.232
9	14	ETHERINGTON	30.896	14	ETHERINGTON	40.413	14	ETHERINGTON	27.813	9	14	ETHERINGTON	1:39.122	1:39.855	0.733
10	60	FOWLER	32.694	60	FOWLER	42.511	60	FOWLER	28.202	10	60	FOWLER	1:43.407	1:43.822	0.415
11	65	COOPER	33.249	77	WILLIAMSON	46.926	65	COOPER	29.920	11	65	COOPER	1:50.344	1:51.672	1.328
12	77	WILLIAMSON	33.844	65	COOPER	47.175	77	WILLIAMSON	30.471	12	77	WILLIAMSON	1:51.241	1:52.498	1.257

Weather / Track : Cloudy / Dry

Results can be found at www.tsl-timing.com

Croft
Circuit Length = 2.1250 miles
Start: 15:19 Flag 15:41 End: 15:43

Printed - 15:46 Sunday, 04 August 2019

Croft Retro and Classic Weekend

HSCC Historic Formula 3 with Classic Racing Cars and Historic Formula Junior

RACE 13 - BEST SPEEDS

POS	INTERMEDIATE 1			INTERMEDIATE 2			FINISH LINE		
	NO	NAME	MPH	NO	NAME	MPH	NO	NAME	MPH
1	9	TART	112.4	22	ARMER	97.5	6	BOSSON	95.6
2	26	SEAMAN	110.1	91	HUGHES	96.9	91	HUGHES	95.4
3	2	SEWELL	110.0	2	SEWELL	96.9	9	TART	95.4
4	22	ARMER	109.6	26	SEAMAN	96.1	26	SEAMAN	94.9
5	91	HUGHES	109.4	9	TART	95.8	22	ARMER	94.5
6	16	LINSTONE	108.2	6	BOSSON	95.0	16	LINSTONE	94.2
7	6	BOSSON	107.8	16	LINSTONE	94.6	2	SEWELL	94.0
8	45	HAMILTON	106.0	45	HAMILTON	92.3	45	HAMILTON	91.9
9	14	ETHERINGTON	102.6	14	ETHERINGTON	90.1	14	ETHERINGTON	89.0
10	65	COOPER	101.0	60	FOWLER	85.4	65	COOPER	89.0
11	77	WILLIAMSON	99.2	65	COOPER	84.2	77	WILLIAMSON	87.1
12	60	FOWLER	97.5	77	WILLIAMSON	81.8	60	FOWLER	84.3

Weather / Track : Cloudy / Dry

Results can be found at www.tsl-timing.com

Croft
Circuit Length = 2.1250 miles
Start: 15:19 Flag 15:41 End: 15:43

Printed - 15:46 Sunday, 04 August 2019

Croft Retro and Classic Weekend

HSCC Historic Formula 3 with Classic Racing Cars and Historic Formula Junior

RACE 13 - STATISTICS

Competitors Started 12
Planned Start 2019-08-04 @ 15:15:00.000
Actual Start 2019-08-04 @ 15:19:46.037
Finish Time 2019-08-04 @ 15:41:06.329
Track Length 2.1250mi.
Total Laps 148
Total Distance Covered 314.5040mi.

Session Fastest Lap History

NO	CL	NAME	LAP TIME	TIME OF DAY	LAP	VEHICLE
91	B	Jonathan HUGHES	1:36.896	15:21:22.949	1	Merlyn Mk14A
91	B	Jonathan HUGHES	1:30.595	15:22:53.544	2	Merlyn Mk14A
91	B	Jonathan HUGHES	1:29.999	15:24:23.543	3	Merlyn Mk14A
91	B	Jonathan HUGHES	1:29.625	15:31:55.566	8	Merlyn Mk14A

Session Leader History

NO	CL	NAME	FROM LAP	LAPS LED	DISTANCE	VEHICLE
91	B	Jonathan HUGHES	1	14	29.75 miles	Merlyn Mk14A

Flag History

TYPE	TIME OF DAY
GREEN	15:19:46.037
FINISH	15:41:06.329

Flag Statistics

TYPE	COUNT	TOTAL LAPS	TOTAL TIME
Green	1	14	23:17.057
Red	0	0	0.000
Safety Car	0	0	0.000
FCY	0	0	0.000

Weather / Track : Cloudy / Dry

These results are provisional until the conclusion of any judicial and technical matters.

Croft

Circuit Length = 2.1250 miles

Start: 15:19 Flag 15:41 End: 15:43

Clerk Of Course : Julian Floyd

Timekeeper : Nick Palmer

Croft Retro and Classic Weekend

HSCC Historic Formula 3 with Classic Racing Cars and Historic Formula Junior

RACE 13 - STATISTICS

CLASS : B

8 Starters

Fastest Lap History

NO	NAME	LAP TIME	TIME OF DAY	LAP	VEHICLE
91	Jonathan HUGHES	1:36.896	15:21:22.949	1	Merlyn Mk14A
91	Jonathan HUGHES	1:30.595	15:22:53.544	2	Merlyn Mk14A
91	Jonathan HUGHES	1:29.999	15:24:23.543	3	Merlyn Mk14A
91	Jonathan HUGHES	1:29.625	15:31:55.566	8	Merlyn Mk14A

Leader History

NO	NAME	FROM LAP	LAPS LED	DISTANCE	VEHICLE
91	Jonathan HUGHES	1	14	29.75 miles	Merlyn Mk14A

Weather / Track : Cloudy / Dry

These results are provisional until the conclusion of any judicial and technical matters.

Croft

Circuit Length = 2.1250 miles

Start: 15:19 Flag 15:41 End: 15:43

Clerk Of Course : Julian Floyd

Timekeeper : Nick Palmer

Croft Retro and Classic Weekend

HSCC Historic Formula 3 with Classic Racing Cars and Historic Formula Junior

RACE 13 - STATISTICS

CLASS : I

1 Starters

Fastest Lap History

NO	NAME	LAP TIME	TIME OF DAY	LAP	VEHICLE
60	Roger FOWLER	2:02.917	15:21:49.023	1	Lola T60
60	Roger FOWLER	1:46.803	15:23:35.826	2	Lola T60
60	Roger FOWLER	1:46.683	15:25:22.506	3	Lola T60
60	Roger FOWLER	1:45.164	15:27:07.671	4	Lola T60
60	Roger FOWLER	1:44.702	15:37:45.519	10	Lola T60
60	Roger FOWLER	1:43.822	15:41:15.844	12	Lola T60

Leader History

NO	NAME	FROM LAP	LAPS LED	DISTANCE	VEHICLE
60	Roger FOWLER	1	12	25.50 miles	Lola T60

Weather / Track : Cloudy / Dry

These results are provisional until the conclusion of any judicial and technical matters.

Croft

Circuit Length = 2.1250 miles

Start: 15:19 Flag 15:41 End: 15:43

Clerk Of Course : Julian Floyd

Timekeeper : Nick Palmer

Croft Retro and Classic Weekend

HSCC Historic Formula 3 with Classic Racing Cars and Historic Formula Junior

RACE 13 - STATISTICS

CLASS : CRE

1 Starters

Fastest Lap History

NO	NAME	LAP TIME	TIME OF DAY	LAP	VEHICLE
65	George COOPER	2:05.055	15:21:51.130	1	Cooper T59
65	George COOPER	1:55.266	15:23:46.393	2	Cooper T59
65	George COOPER	1:55.101	15:25:41.495	3	Cooper T59
65	George COOPER	1:54.509	15:27:36.007	4	Cooper T59
65	George COOPER	1:53.383	15:31:28.530	6	Cooper T59
65	George COOPER	1:51.672	15:35:14.501	8	Cooper T59

Leader History

NO	NAME	FROM LAP	LAPS LED	DISTANCE	VEHICLE
65	George COOPER	1	11	23.37 miles	Cooper T59

Weather / Track : Cloudy / Dry

These results are provisional until the conclusion of any judicial and technical matters.

Croft

Circuit Length = 2.1250 miles

Start: 15:19 Flag 15:41 End: 15:43

Clerk Of Course : Julian Floyd

Timekeeper : Nick Palmer

Croft Retro and Classic Weekend

HSCC Historic Formula 3 with Classic Racing Cars and Historic Formula Junior

RACE 13 - STATISTICS

CLASS : CRF

1 Starters

Fastest Lap History

NO	NAME	LAP TIME	TIME OF DAY	LAP	VEHICLE
45	Peter HAMILTON	1:43.261	15:21:29.328	1	Lotus 51
45	Peter HAMILTON	1:35.085	15:23:04.413	2	Lotus 51
45	Peter HAMILTON	1:34.649	15:27:52.133	5	Lotus 51
45	Peter HAMILTON	1:34.546	15:32:40.526	8	Lotus 51
45	Peter HAMILTON	1:34.501	15:37:25.105	11	Lotus 51

Leader History

NO	NAME	FROM LAP	LAPS LED	DISTANCE	VEHICLE
45	Peter HAMILTON	1	14	29.75 miles	Lotus 51

Weather / Track : Cloudy / Dry

These results are provisional until the conclusion of any judicial and technical matters.

Croft

Circuit Length = 2.1250 miles

Start: 15:19 Flag 15:41 End: 15:43

Clerk Of Course : Julian Floyd

Timekeeper : Nick Palmer

Croft Retro and Classic Weekend

HSCC Historic Formula 3 with Classic Racing Cars and Historic Formula Junior

RACE 13 - STATISTICS

CLASS : JD1

1 Starters

Fastest Lap History

NO	NAME	LAP TIME	TIME OF DAY	LAP	VEHICLE
77	Vern WILLIAMSON	2:05.369	15:21:51.432	1	Lynx T3
77	Vern WILLIAMSON	1:56.195	15:23:47.626	2	Lynx T3
77	Vern WILLIAMSON	1:53.288	15:25:40.913	3	Lynx T3
77	Vern WILLIAMSON	1:53.179	15:33:23.031	7	Lynx T3
77	Vern WILLIAMSON	1:52.850	15:35:15.858	8	Lynx T3
77	Vern WILLIAMSON	1:52.498	15:37:08.380	9	Lynx T3

Leader History

NO	NAME	FROM LAP	LAPS LED	DISTANCE	VEHICLE
77	Vern WILLIAMSON	1	12	25.50 miles	Lynx T3

Weather / Track : Cloudy / Dry

These results are provisional until the conclusion of any judicial and technical matters.

Croft

Circuit Length = 2.1250 miles

Start: 15:19 Flag 15:41 End: 15:43

Clerk Of Course : Julian Floyd

Timekeeper : Nick Palmer